

Georgina Advocate



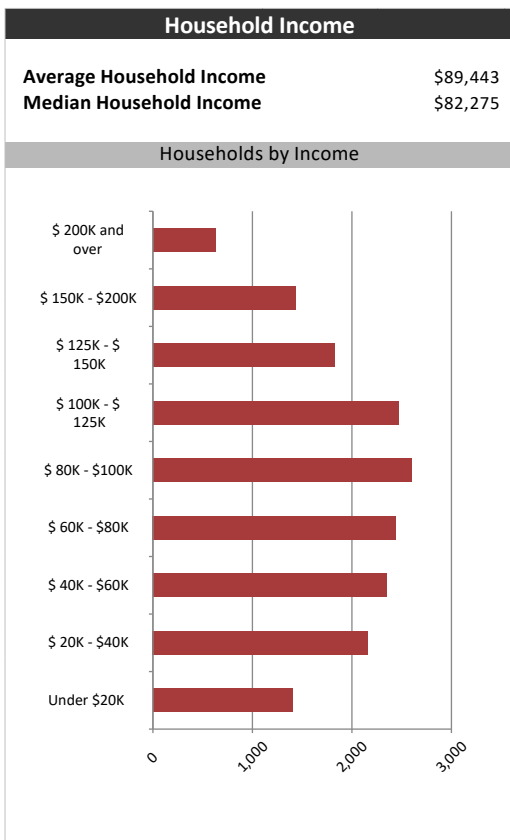
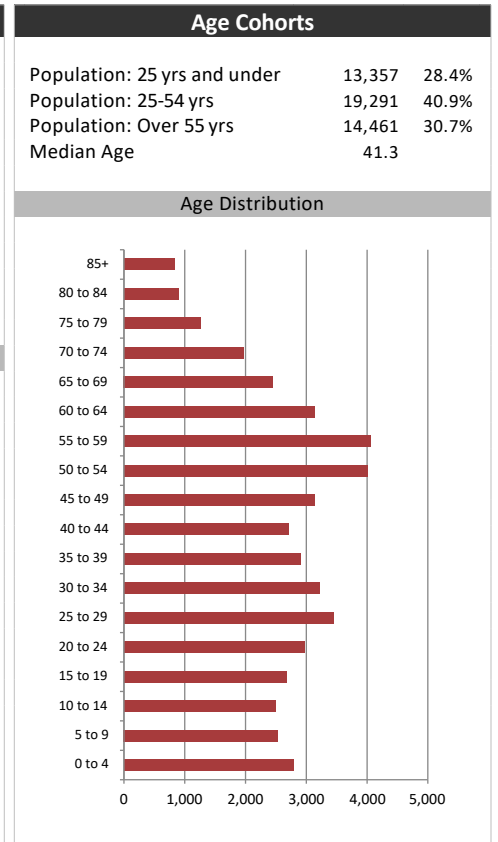
Summary Report

June 7, 2019

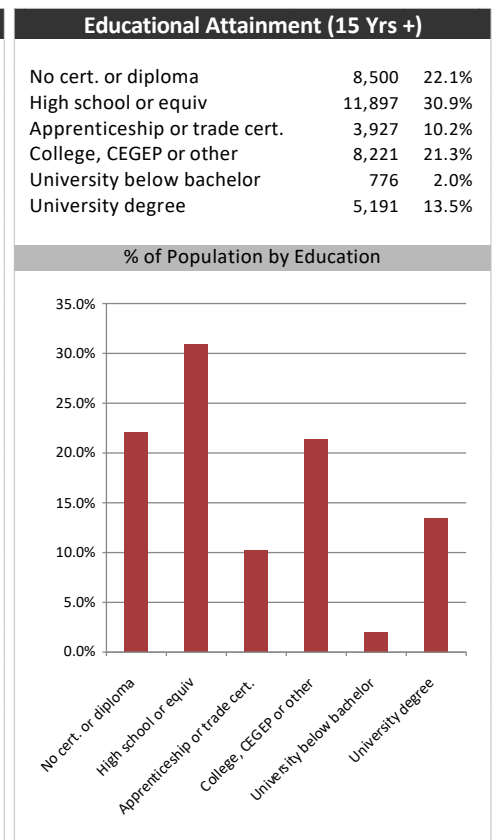
Market Information		
Average Household Spending / Yr		
Mortgage payments	\$	8,071
Cell Phone, Pager & Services	\$	1,361
Internet Access Services	\$	513
Home Renovations	\$	1,339
Retirement & pension fund payments	\$	1,638
Lotteries	\$	879
Health Insurance	\$	468
Household appliances	\$	519
Furnishings	\$	1,255
Computer hardware	\$	237
Auto/Truck Purchase	\$	7,152
Auto/Truck Rental or Lease	\$	197
Air Travel	\$	1,091
Age of Home Owners		
15 to 24 years	179	1.0%
25 to 34 years	2,400	14.0%
35 to 44 years	2,745	16.0%
45 to 54 years	3,786	22.0%
55 to 64 years	3,971	23.1%
65 to 74 years	2,442	14.2%
75 years or over	1,665	9.7%

Population & Household Summary	
Total Population	47,109
Population Growth 2013-2018	7.1%
Population Growth 2018-2023	8.9%
Total Households	17,189
Household Growth 2013-2018	8.1%
Household Growth 2018-2023	9.1%
% of Households with Children	48.9%
% of Households - Married w/ Kids	35.2%
% of Households - Single Parent	13.7%
% of Households by Household Size	

Household Size	% of Households
1 person	20.5%
2 persons	33.0%
3 persons	18.0%
4 persons	17.5%
5 or more persons	10.0%



Visible Minorities & Language	
Population by Visible Minority	
Chinese	0.9%
South Asian	1.1%
Black	1.3%
Filipino	1.0%
Latin American	0.5%
Southeast Asian	0.5%
Arab	0.2%
West Asian	0.2%
Korean	0.2%
Japanese	0.2%
Visible minority, n.i.e.	0.2%
Multiple visible minorities	0.4%
Population by Mother Tongue	
Single Responses	99.2%
English	89.3%
French	1.3%
Non-Official languages	8.6%
Multiple responses	0.8%



Georgina Advocate



Distribution Map

Map

