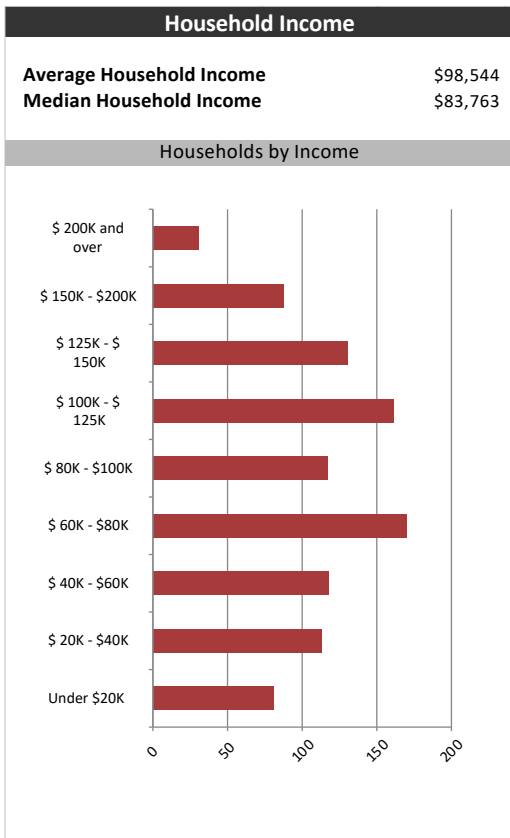
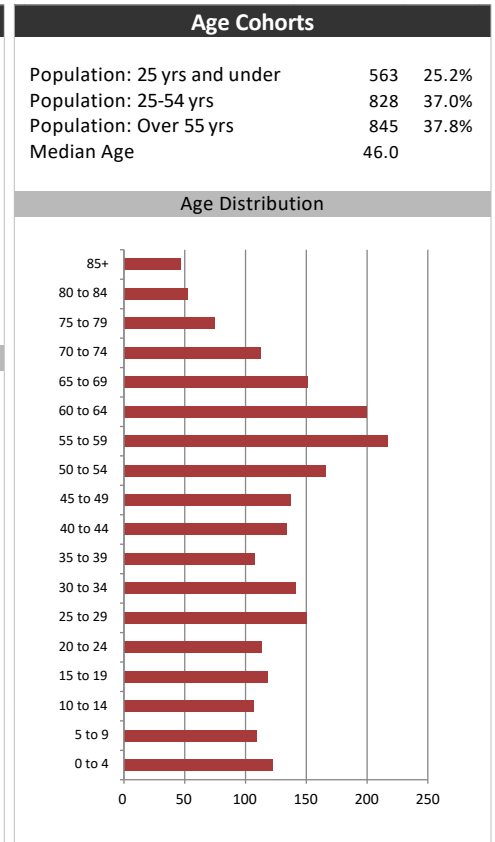


Market Information		
Average Household Spending / Yr		
Mortgage payments	\$	4,301
Cell Phone, Pager & Services	\$	1,296
Internet Access Services	\$	523
Home Renovations	\$	1,013
Retirement & pension fund payments	\$	2,425
Lotteries	\$	1,026
Health Insurance	\$	546
Household appliances	\$	474
Furnishings	\$	1,088
Computer hardware	\$	135
Auto/Truck Purchase	\$	8,940
Auto/Truck Rental or Lease	\$	82
Air Travel	\$	689

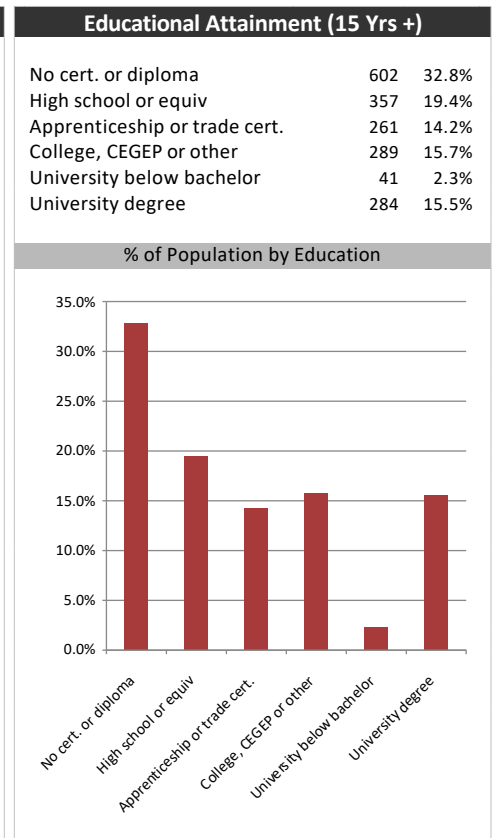
Age of Home Owners		
15 to 24 years	42	4.2%
25 to 34 years	163	16.3%
35 to 44 years	116	11.6%
45 to 54 years	195	19.5%
55 to 64 years	244	24.4%
65 to 74 years	153	15.3%
75 years or over	87	8.7%

Population & Household Summary	
Total Population	2,237
Population Growth 2013-2018	1.0%
Population Growth 2018-2023	0.1%
Total Households	1,000
Household Growth 2013-2018	3.3%
Household Growth 2018-2023	0.4%
% of Households with Children	33.0%
% of Households - Married w/ Kids	20.3%
% of Households - Single Parent	12.7%

% of Households by Household Size	
1 person	34.5%
2 persons	38.5%
3 persons	12.0%
4 persons	9.5%
5 or more persons	5.5%



Visible Minorities & Language	
Population by Visible Minority	
Chinese	0.0%
South Asian	0.0%
Black	1.1%
Filipino	0.2%
Latin American	0.0%
Southeast Asian	0.1%
Arab	0.0%
West Asian	0.0%
Korean	0.0%
Japanese	1.0%
Visible minority, n.i.e.	0.3%
Multiple visible minorities	0.2%
Population by Mother Tongue	
Single Responses	98.6%
English	68.7%
French	23.5%
Non-Official languages	6.5%
Multiple responses	1.4%



Geraldton Times Star

adoreach

Distribution Map

Map

