

# Glanbrook Gazette



## Summary Report

June 7, 2019

Market Information		
Average Household Spending / Yr		
Mortgage payments	\$	9,625
Cell Phone, Pager & Services	\$	1,296
Internet Access Services	\$	538
Home Renovations	\$	1,220
Retirement & pension fund payments	\$	2,506
Lotteries	\$	1,070
Health Insurance	\$	432
Household appliances	\$	808
Furnishings	\$	1,630
Computer hardware	\$	254
Auto/Truck Purchase	\$	9,086
Auto/Truck Rental or Lease	\$	191
Air Travel	\$	1,298

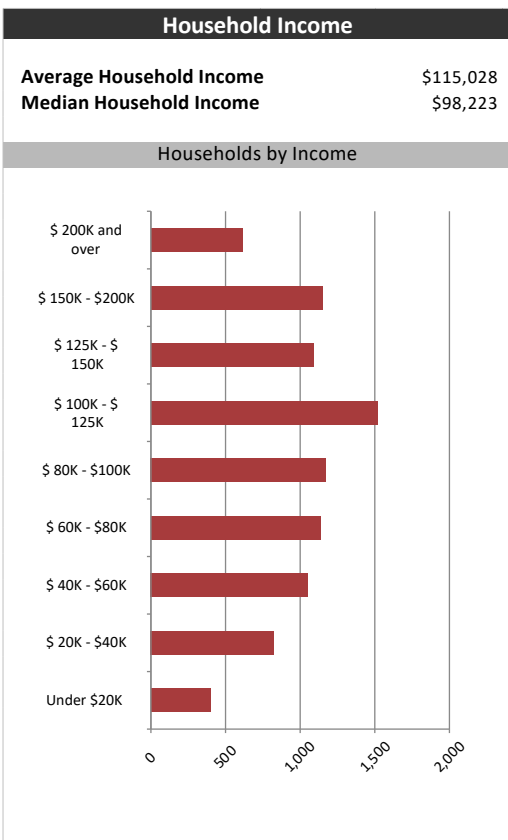
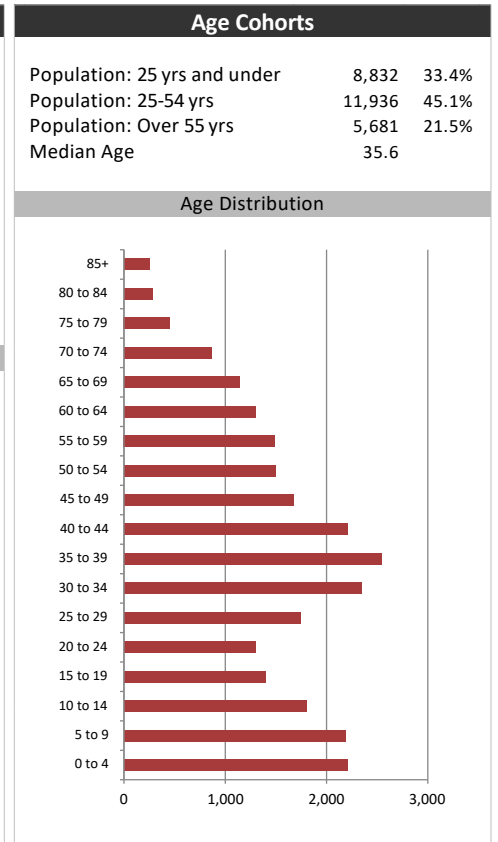
  

Age of Home Owners		
15 to 24 years	47	0.5%
25 to 34 years	1,590	17.9%
35 to 44 years	2,447	27.6%
45 to 54 years	1,772	20.0%
55 to 64 years	1,426	16.1%
65 to 74 years	1,008	11.4%
75 years or over	578	6.5%

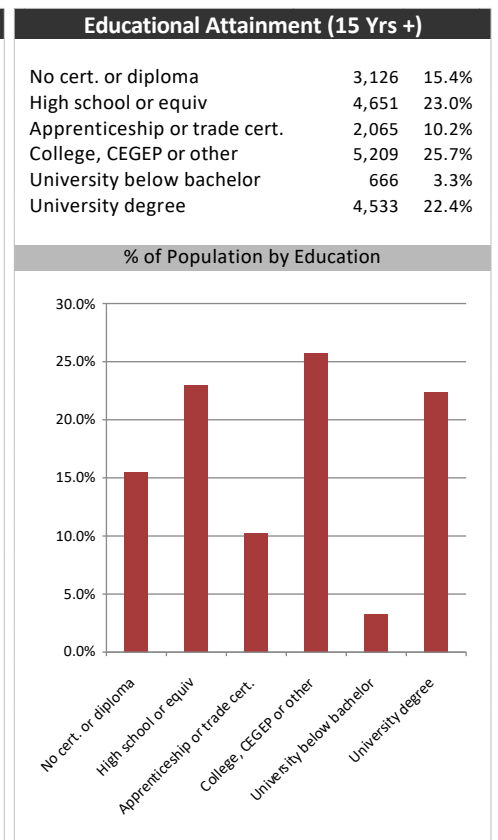
Population & Household Summary	
Total Population	26,449
Population Growth 2013-2018	25.3%
Population Growth 2018-2023	4.3%
Total Households	8,867
Household Growth 2013-2018	24.9%
Household Growth 2018-2023	5.0%
% of Households with Children	56.3%
% of Households - Married w/ Kids	47.1%
% of Households - Single Parent	9.2%

% of Households by Household Size	
1 person	13.2%
2 persons	31.5%
3 persons	18.8%
4 persons	21.8%
5 or more persons	14.7%



Visible Minorities & Language	
<b>Population by Visible Minority</b>	
Chinese	0.6%
South Asian	2.5%
Black	1.7%
Filipino	1.5%
Latin American	0.8%
Southeast Asian	0.7%
Arab	1.3%
West Asian	0.8%
Korean	0.1%
Japanese	0.4%
Visible minority, n.i.e.	0.1%
Multiple visible minorities	0.2%
<b>Population by Mother Tongue</b>	
Single Responses	98.3%
English	81.3%
French	1.3%
Non-Official languages	15.7%
Multiple responses	1.7%



# Glanbrook Gazette

Map

