

# Goderich Signal-Star



## Summary Report

June 7, 2019

Market Information		
Average Household Spending / Yr		
Mortgage payments	\$	4,707
Cell Phone, Pager & Services	\$	973
Internet Access Services	\$	449
Home Renovations	\$	641
Retirement & pension fund payments	\$	1,353
Lotteries	\$	568
Health Insurance	\$	560
Household appliances	\$	487
Furnishings	\$	1,246
Computer hardware	\$	152
Auto/Truck Purchase	\$	8,647
Auto/Truck Rental or Lease	\$	139
Air Travel	\$	571

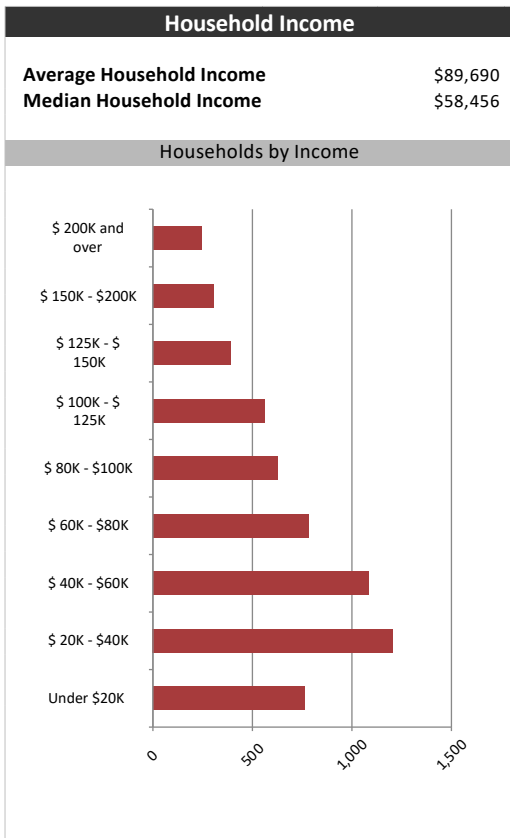
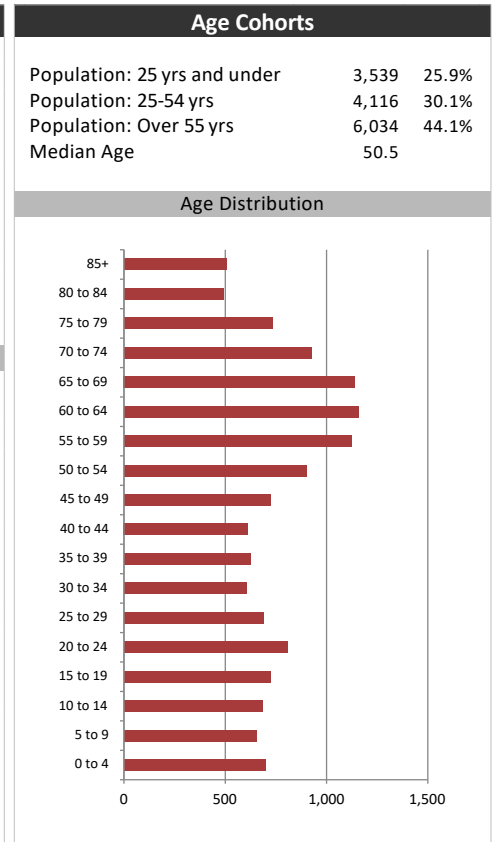
  

Age of Home Owners		
15 to 24 years	128	2.2%
25 to 34 years	594	10.1%
35 to 44 years	694	11.8%
45 to 54 years	921	15.6%
55 to 64 years	1,245	21.1%
65 to 74 years	1,273	21.6%
75 years or over	1,038	17.6%

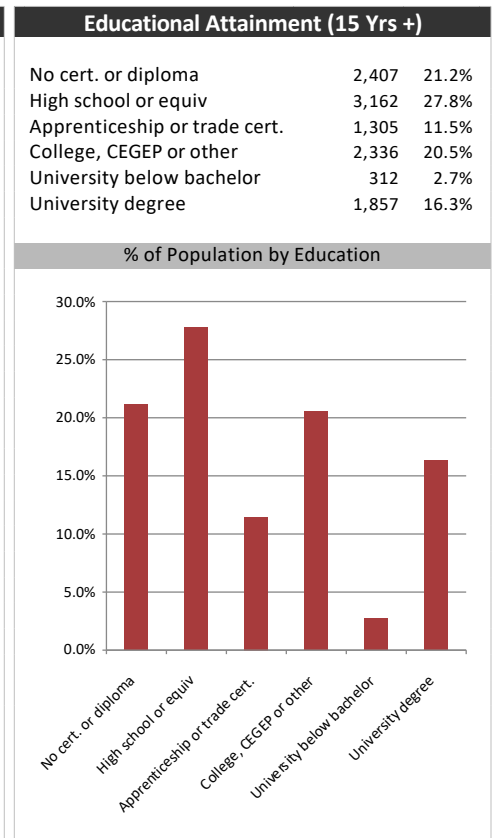
Population & Household Summary	
Total Population	13,690
Population Growth 2013-2018	-0.9%
Population Growth 2018-2023	0.1%
Total Households	5,894
Household Growth 2013-2018	0.5%
Household Growth 2018-2023	0.1%
% of Households with Children	32.1%
% of Households - Married w/ Kids	24.1%
% of Households - Single Parent	8.0%

% of Households by Household Size	
1 person	30.0%
2 persons	41.5%
3 persons	11.0%
4 persons	10.5%
5 or more persons	6.5%



Visible Minorities & Language	
<b>Population by Visible Minority</b>	
Chinese	0.1%
South Asian	0.2%
Black	0.1%
Filipino	0.4%
Latin American	0.1%
Southeast Asian	0.0%
Arab	0.1%
West Asian	0.0%
Korean	0.1%
Japanese	0.0%
Visible minority, n.i.e.	0.0%
Multiple visible minorities	0.0%
<b>Population by Mother Tongue</b>	
Single Responses	99.6%
English	91.2%
French	1.1%
Non-Official languages	7.2%
Multiple responses	0.4%



# Goderich Signal-Star

## Distribution Map

Map

