

Goderich Signal-Star



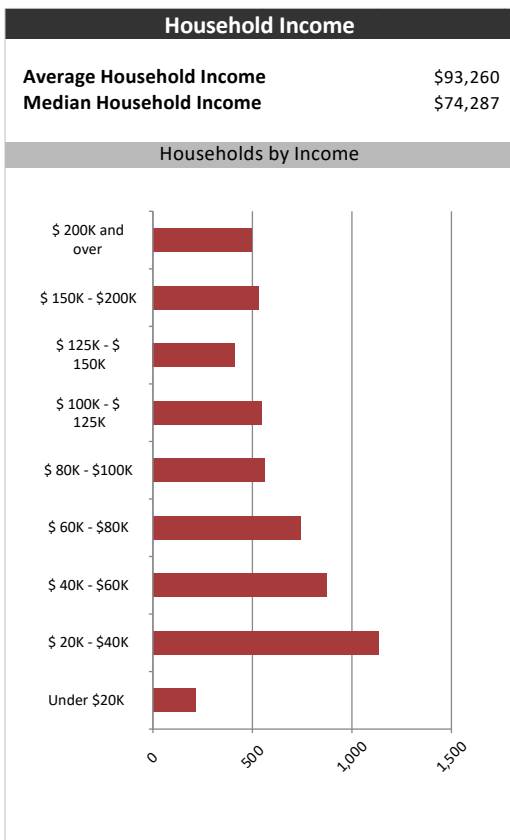
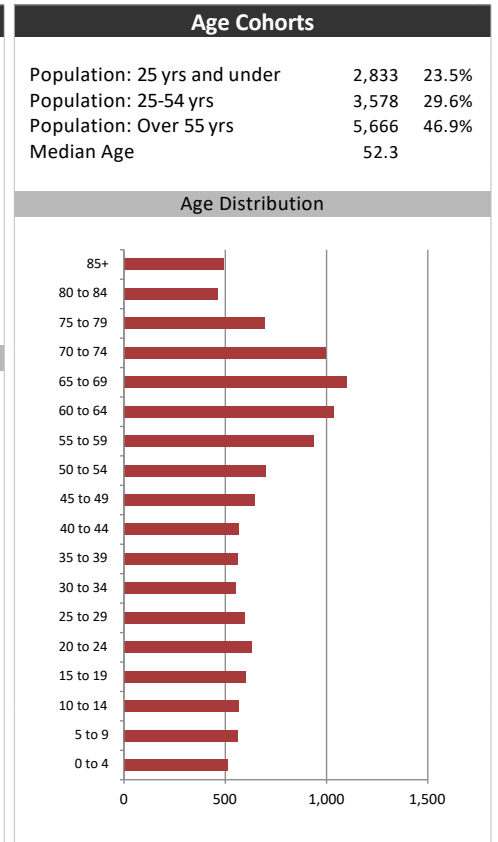
Summary Report

March 18, 2021

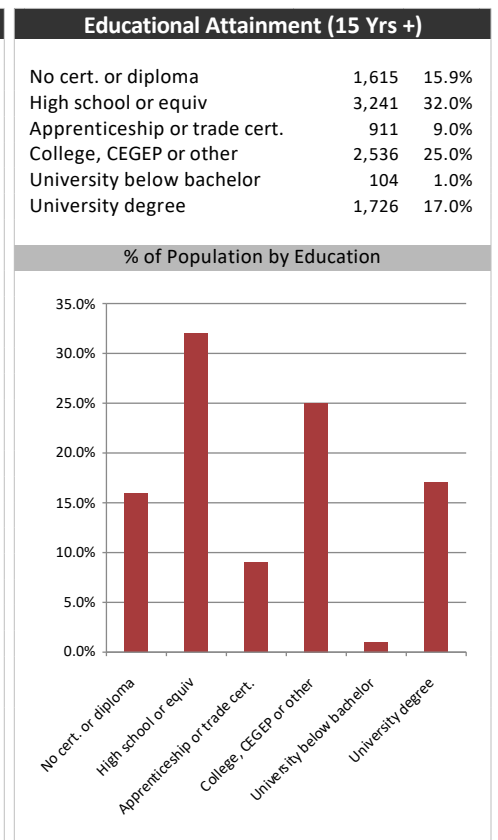
Market Information		
Average Household Spending / Yr		
Mortgage payments	\$	3,840
Cell Phone, Pager & Services	\$	978
Internet Access Services	\$	456
Home Renovations	\$	1,082
Retirement & pension fund payments	\$	1,438
Lotteries	\$	641
Health Insurance	\$	658
Household appliances	\$	499
Furnishings	\$	1,424
Computer hardware	\$	185
Auto/Truck Purchase	\$	8,239
Auto/Truck Rental or Lease	\$	130
Air Travel	\$	256
Age of Home Owners		
15 to 24 years	90	1.7%
25 to 34 years	543	10.0%
35 to 44 years	646	11.9%
45 to 54 years	805	14.8%
55 to 64 years	1,062	19.5%
65 to 74 years	1,305	24.0%
75 years or over	992	18.2%

Population & Household Summary	
Total Population	12,077
Population Growth 2015-2020	3.2%
Population Growth 2020-2025	1.1%
Total Households	5,444
Household Growth 2015-2020	4.2%
Household Growth 2020-2025	0.9%
% of Households with Children	30.0%
% of Households - Married w/ Kids	21.7%
% of Households - Single Parent	8.3%
% of Households by Household Size	

Household Size	% of Households
1 person	31.5%
2 persons	41.5%
3 persons	10.5%
4 persons	10.0%
5 or more persons	5.0%



Visible Minorities & Language	
Population by Visible Minority	
Chinese	0.2%
South Asian	0.4%
Black	0.4%
Filipino	0.1%
Latin American	0.1%
Southeast Asian	0.1%
Arab	0.1%
West Asian	0.1%
Korean	0.2%
Japanese	0.1%
Visible minority, n.i.e.	0.0%
Multiple visible minorities	0.0%
Population by Mother Tongue	
Single Responses	99.6%
English	93.5%
French	1.1%
Non-Official languages	5.0%
Multiple responses	0.4%



Goderich Signal-Star

Distribution Map

Map

