

# Grimsby/Lincoln/West Lincoln NewsNow



## Summary Report

March 12, 2021

Market Information		
Average Household Spending / Yr		
Mortgage payments	\$	6,203
Cell Phone, Pager & Services	\$	1,283
Internet Access Services	\$	542
Home Renovations	\$	1,084
Retirement & pension fund payments	\$	2,201
Lotteries	\$	1,331
Health Insurance	\$	482
Household appliances	\$	827
Furnishings	\$	1,925
Computer hardware	\$	281
Auto/Truck Purchase	\$	9,112
Auto/Truck Rental or Lease	\$	194
Air Travel	\$	660

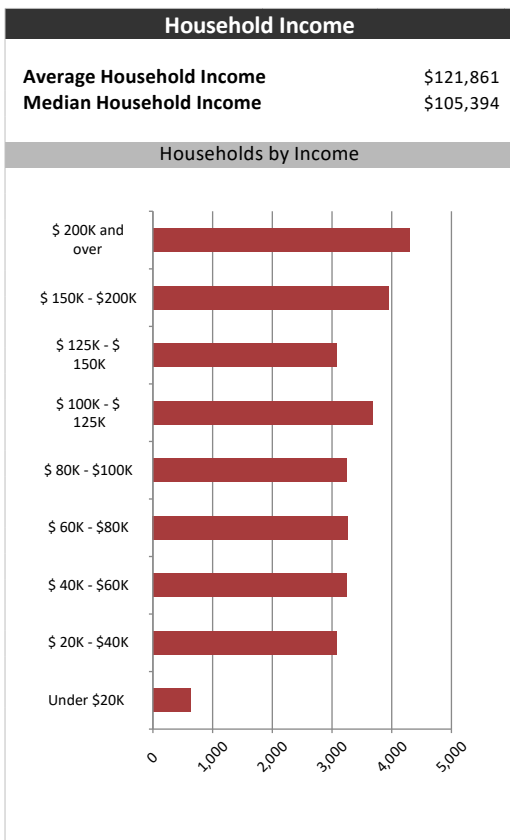
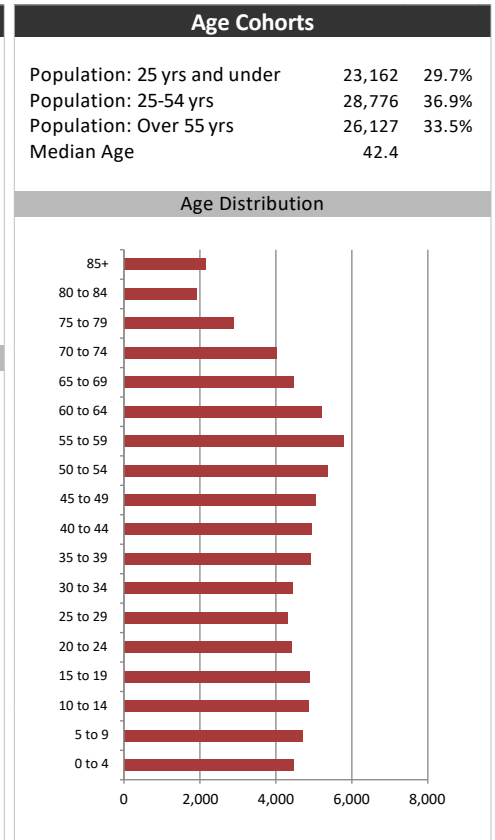
  

Age of Home Owners		
15 to 24 years	195	0.7%
25 to 34 years	3,203	11.3%
35 to 44 years	4,766	16.9%
45 to 54 years	5,616	19.9%
55 to 64 years	5,884	20.8%
65 to 74 years	4,799	17.0%
75 years or over	3,777	13.4%

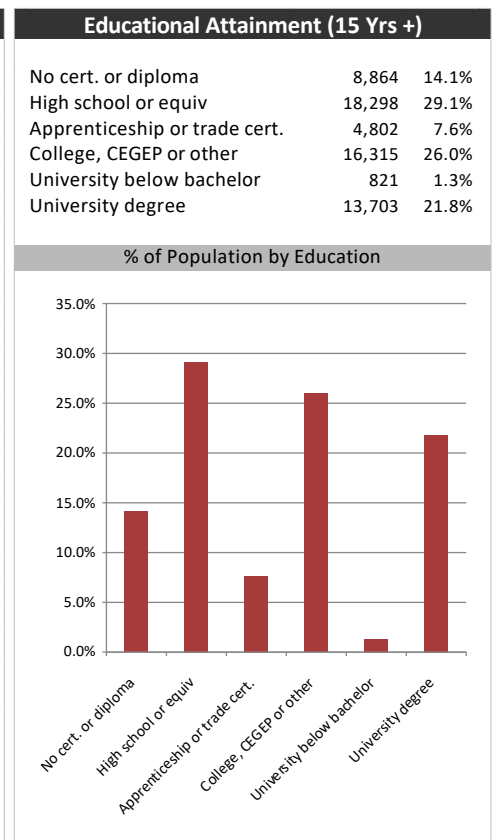
Population & Household Summary	
Total Population	78,065
Population Growth 2015-2020	4.5%
Population Growth 2020-2025	2.7%
Total Households	28,240
Household Growth 2015-2020	4.4%
Household Growth 2020-2025	2.5%
% of Households with Children	47.3%
% of Households - Married w/ Kids	38.2%
% of Households - Single Parent	9.0%

% of Households by Household Size	
1 person	19.0%
2 persons	35.5%
3 persons	16.0%
4 persons	17.5%
5 or more persons	11.5%



Visible Minorities & Language	
Population by Visible Minority	
Chinese	0.6%
South Asian	2.2%
Black	1.1%
Filipino	0.4%
Latin American	0.6%
Southeast Asian	0.5%
Arab	0.3%
West Asian	0.3%
Korean	0.2%
Japanese	0.2%
Visible minority, n.i.e.	0.3%
Multiple visible minorities	0.3%
Population by Mother Tongue	
Single Responses	98.9%
English	84.9%
French	1.1%
Non-Official languages	12.8%
Multiple responses	1.1%



# Grimsby/Lincoln/West Lincoln NewsNow



*Distribution Map*

Map

