

# Haldimand County, Haldimand Press



## Summary Report

March 15, 2021

Market Information		
Average Household Spending / Yr		
Mortgage payments	\$	4,200
Cell Phone, Pager & Services	\$	1,215
Internet Access Services	\$	505
Home Renovations	\$	935
Retirement & pension fund payments	\$	1,431
Lotteries	\$	1,190
Health Insurance	\$	405
Household appliances	\$	745
Furnishings	\$	1,468
Computer hardware	\$	204
Auto/Truck Purchase	\$	7,602
Auto/Truck Rental or Lease	\$	119
Air Travel	\$	406

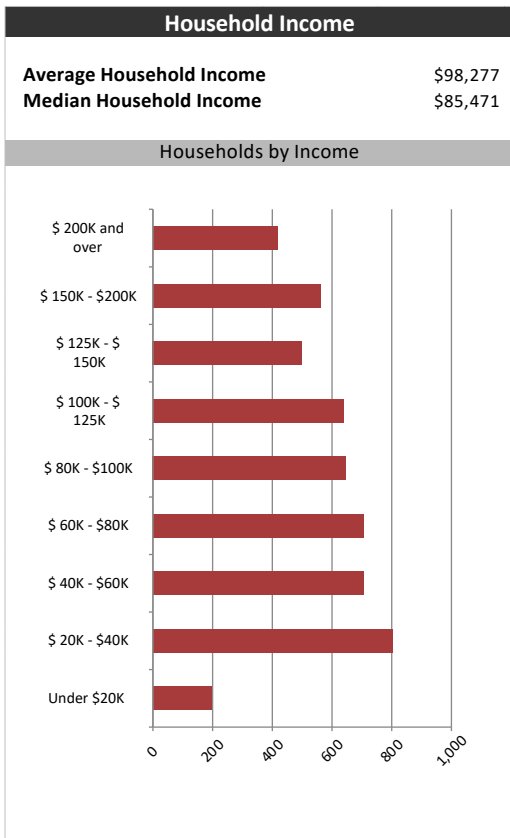
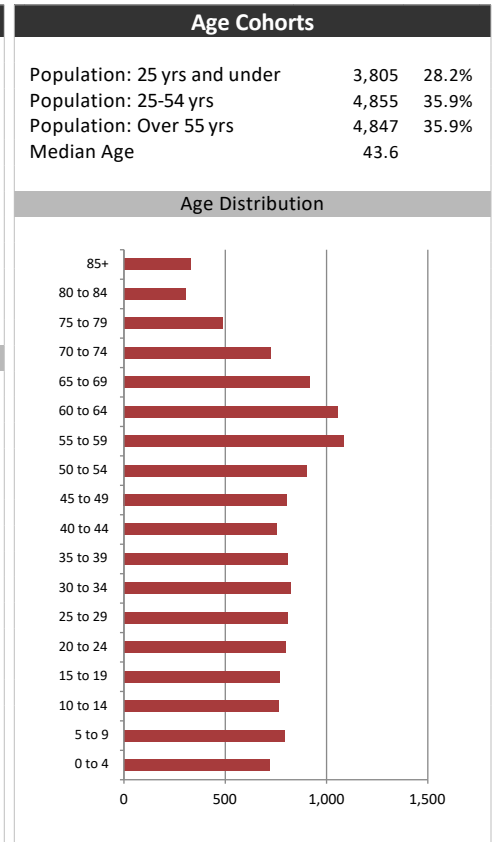
  

Age of Home Owners		
15 to 24 years	116	2.3%
25 to 34 years	679	13.2%
35 to 44 years	791	15.4%
45 to 54 years	847	16.5%
55 to 64 years	1,187	23.1%
65 to 74 years	944	18.4%
75 years or over	567	11.0%

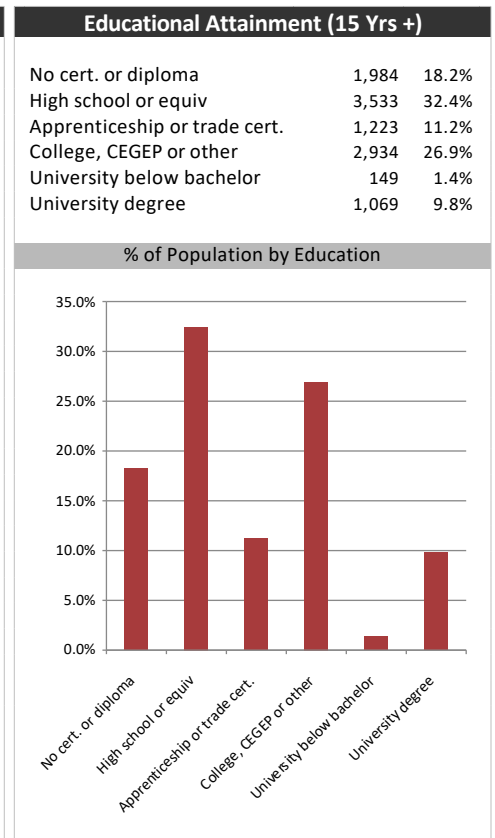
Population & Household Summary	
Total Population	13,507
Population Growth 2015-2020	6.0%
Population Growth 2020-2025	4.2%
Total Households	5,131
Household Growth 2015-2020	6.2%
Household Growth 2020-2025	4.1%
% of Households with Children	42.4%
% of Households - Married w/ Kids	32.0%
% of Households - Single Parent	10.4%

% of Households by Household Size	
1 person	22.0%
2 persons	38.0%
3 persons	15.0%
4 persons	14.0%
5 or more persons	11.0%



Visible Minorities & Language	
<b>Population by Visible Minority</b>	
Chinese	0.0%
South Asian	0.6%
Black	0.5%
Filipino	0.3%
Latin American	0.5%
Southeast Asian	0.1%
Arab	0.0%
West Asian	0.0%
Korean	0.0%
Japanese	0.0%
Visible minority, n.i.e.	0.0%
Multiple visible minorities	0.1%
<b>Population by Mother Tongue</b>	
Single Responses	99.6%
English	94.7%
French	0.7%
Non-Official languages	4.2%
Multiple responses	0.4%



# Haldimand County, Haldimand Press



## Distribution Map

### Map

