

# Haliburton County Echo



## Summary Report

June 7, 2019

Market Information		
Average Household Spending / Yr		
Mortgage payments	\$	4,796
Cell Phone, Pager & Services	\$	803
Internet Access Services	\$	432
Home Renovations	\$	1,138
Retirement & pension fund payments	\$	1,015
Lotteries	\$	709
Health Insurance	\$	417
Household appliances	\$	587
Furnishings	\$	1,163
Computer hardware	\$	156
Auto/Truck Purchase	\$	5,072
Auto/Truck Rental or Lease	\$	248
Air Travel	\$	610

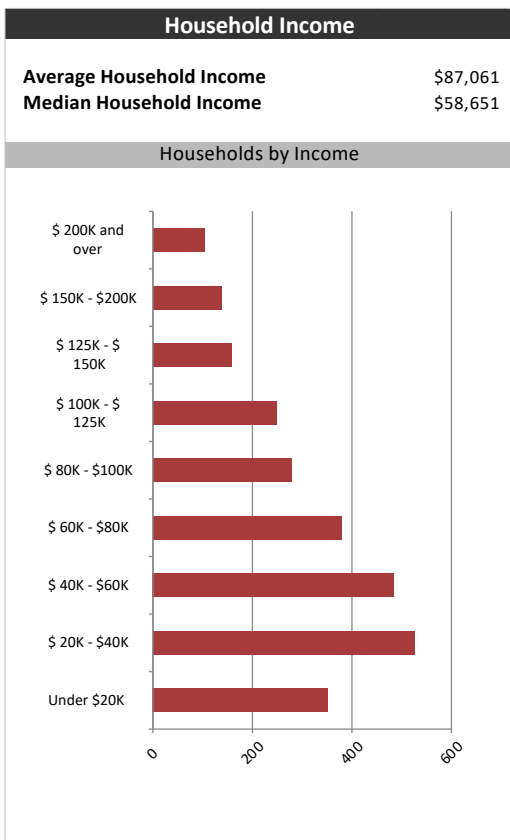
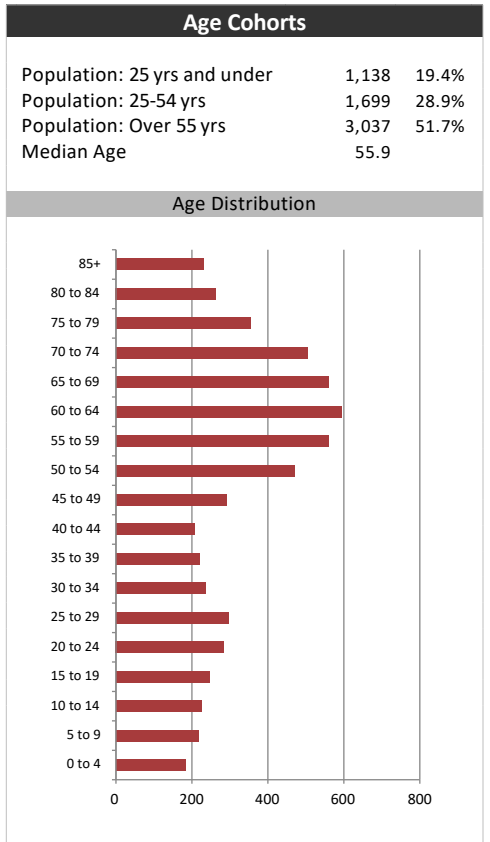
  

Age of Home Owners		
15 to 24 years	8	0.3%
25 to 34 years	239	9.0%
35 to 44 years	201	7.6%
45 to 54 years	433	16.4%
55 to 64 years	596	22.6%
65 to 74 years	630	23.8%
75 years or over	537	20.3%

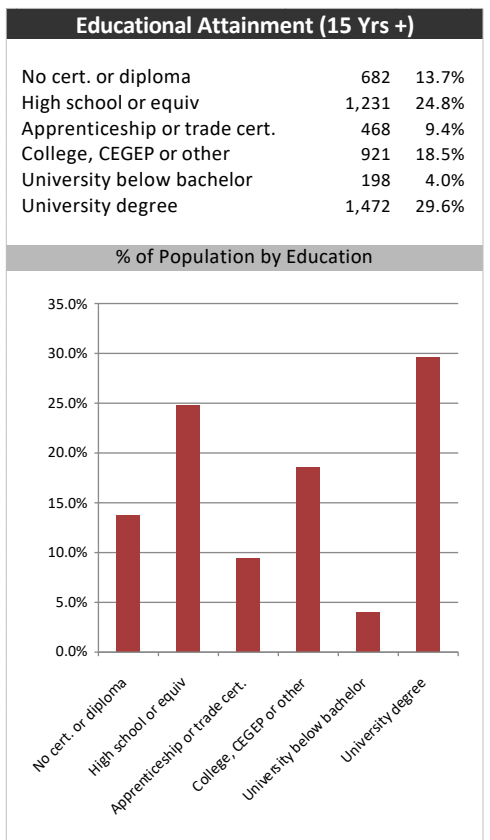
Population & Household Summary	
Total Population	5,874
Population Growth 2013-2018	3.2%
Population Growth 2018-2023	3.9%
Total Households	2,645
Household Growth 2013-2018	6.9%
Household Growth 2018-2023	4.3%
% of Households with Children	26.9%
% of Households - Married w/ Kids	18.8%
% of Households - Single Parent	8.1%

% of Households by Household Size	
1 person	29.5%
2 persons	46.0%
3 persons	11.0%
4 persons	9.0%
5 or more persons	3.5%



Visible Minorities & Language	
<b>Population by Visible Minority</b>	
Chinese	0.5%
South Asian	0.3%
Black	0.3%
Filipino	0.1%
Latin American	0.1%
Southeast Asian	0.0%
Arab	0.0%
West Asian	0.0%
Korean	0.0%
Japanese	0.0%
Visible minority, n.i.e.	0.0%
Multiple visible minorities	0.0%
<b>Population by Mother Tongue</b>	
Single Responses	99.7%
English	94.4%
French	1.0%
Non-Official languages	4.3%
Multiple responses	0.3%



# Haliburton County Echo



## Distribution Map

Map

