

# Hamilton Mountain News



## Summary Report

November 6, 2018

Market Information		
Average Household Spending / Yr		
Mortgage payments	\$	5,551
Cell Phone, Pager & Services	\$	1,103
Internet Access Services	\$	478
Home Renovations	\$	587
Retirement & pension fund payments	\$	1,696
Lotteries	\$	1,207
Health Insurance	\$	355
Household appliances	\$	519
Furnishings	\$	1,128
Computer hardware	\$	207
Auto/Truck Purchase	\$	5,694
Auto/Truck Rental or Lease	\$	152
Air Travel	\$	1,198

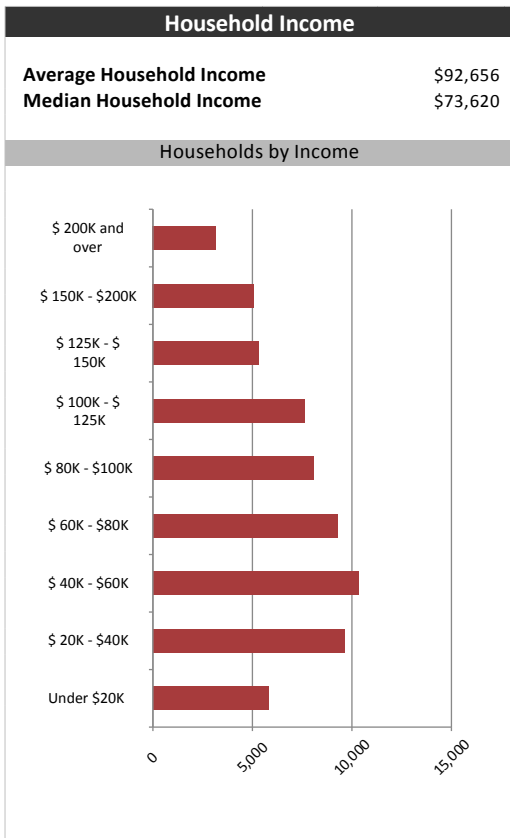
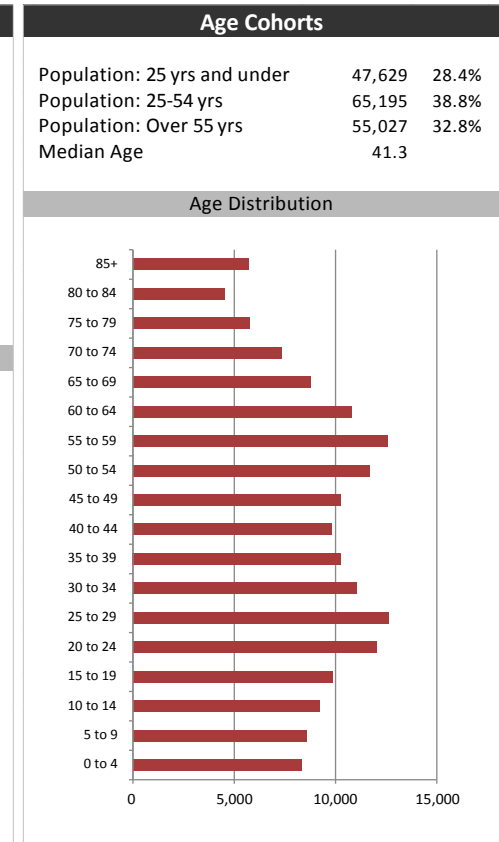
  

Age of Home Owners		
15 to 24 years	935	1.5%
25 to 34 years	8,182	12.9%
35 to 44 years	9,889	15.5%
45 to 54 years	11,826	18.6%
55 to 64 years	13,423	21.1%
65 to 74 years	9,610	15.1%
75 years or over	9,798	15.4%

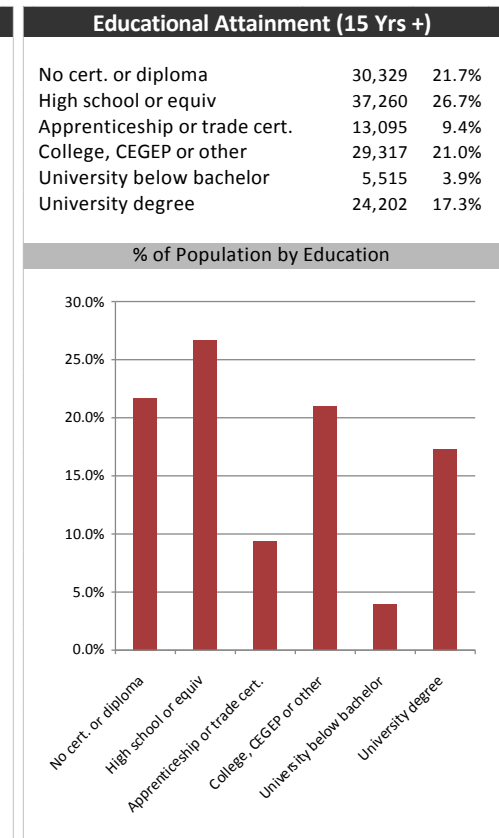
Population & Household Summary	
Total Population	167,851
Population Growth 2013-2018	3.7%
Population Growth 2018-2023	2.4%
Total Households	63,664
Household Growth 2013-2018	5.0%
Household Growth 2018-2023	3.0%
% of Households with Children	48.4%
% of Households - Married w/ Kids	33.4%
% of Households - Single Parent	15.1%

% of Households by Household Size	
1 person	24.0%
2 persons	31.5%
3 persons	17.0%
4 persons	15.5%
5 or more persons	10.0%



Visible Minorities & Language	
<b>Population by Visible Minority</b>	
Chinese	1.7%
South Asian	3.2%
Black	3.9%
Filipino	3.0%
Latin American	1.9%
Southeast Asian	0.7%
Arab	2.7%
West Asian	1.7%
Korean	0.3%
Japanese	0.2%
Visible minority, n.i.e.	0.3%
Multiple visible minorities	0.6%
<b>Population by Mother Tongue</b>	
Single Responses	98.1%
English	71.7%
French	1.4%
Non-Official languages	25.0%
Multiple responses	1.9%



# Hamilton Mountain News



## Distribution Map

Map

