

# Hamilton/Burlington Bay Observer



## Summary Report

June 7, 2019

Market Information		
Average Household Spending / Yr		
Mortgage payments	\$	6,219
Cell Phone, Pager & Services	\$	1,186
Internet Access Services	\$	531
Home Renovations	\$	1,249
Retirement & pension fund payments	\$	2,136
Lotteries	\$	1,087
Health Insurance	\$	470
Household appliances	\$	684
Furnishings	\$	1,855
Computer hardware	\$	295
Auto/Truck Purchase	\$	7,434
Auto/Truck Rental or Lease	\$	262
Air Travel	\$	2,103

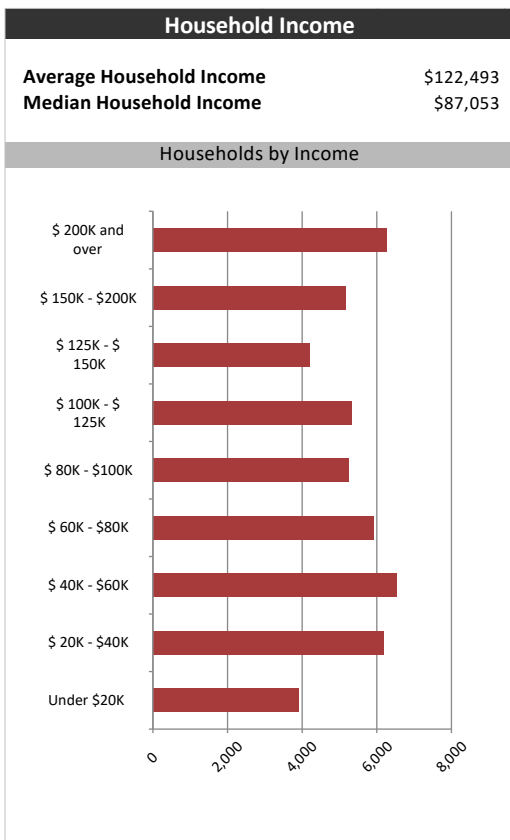
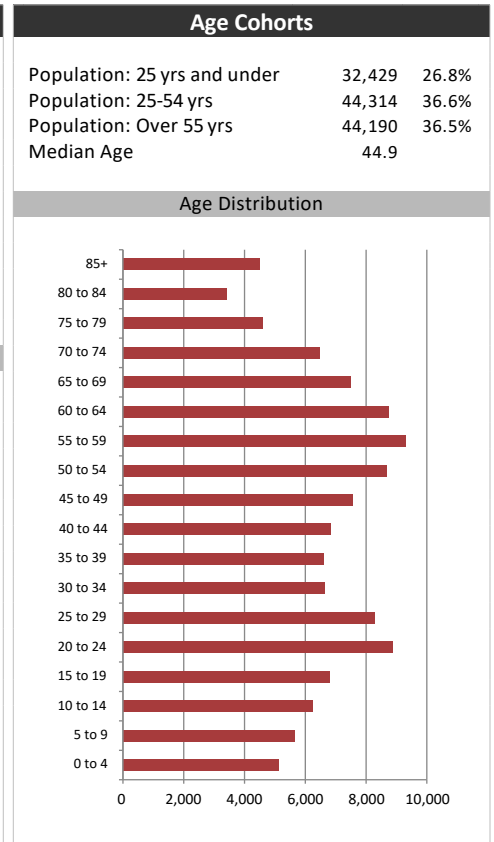
  

Age of Home Owners		
15 to 24 years	1,293	2.7%
25 to 34 years	5,751	11.9%
35 to 44 years	7,029	14.5%
45 to 54 years	8,979	18.6%
55 to 64 years	10,212	21.1%
65 to 74 years	8,196	16.9%
75 years or over	6,918	14.3%

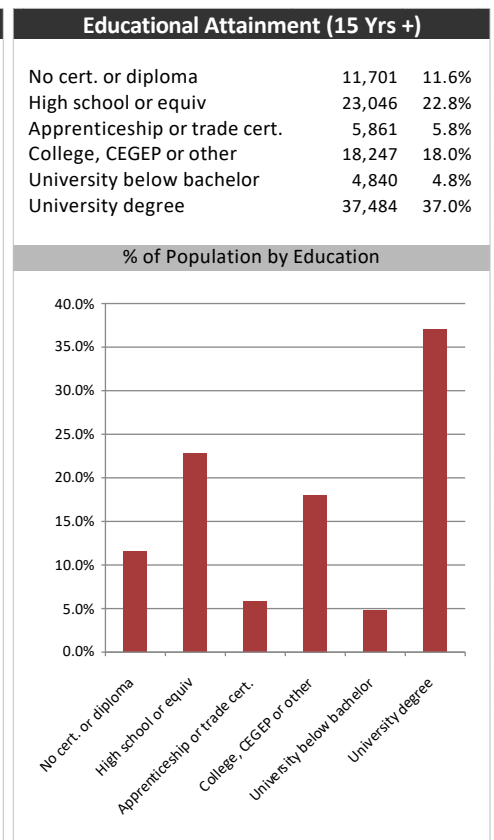
Population & Household Summary	
Total Population	120,932
Population Growth 2013-2018	6.2%
Population Growth 2018-2023	5.7%
Total Households	48,378
Household Growth 2013-2018	7.6%
Household Growth 2018-2023	6.2%
% of Households with Children	40.6%
% of Households - Married w/ Kids	30.9%
% of Households - Single Parent	9.7%

% of Households by Household Size	
1 person	27.5%
2 persons	35.0%
3 persons	14.5%
4 persons	15.0%
5 or more persons	7.5%



Visible Minorities & Language	
<b>Population by Visible Minority</b>	
Chinese	2.7%
South Asian	3.7%
Black	1.6%
Filipino	0.6%
Latin American	0.8%
Southeast Asian	0.3%
Arab	1.5%
West Asian	0.6%
Korean	0.9%
Japanese	0.2%
Visible minority, n.i.e.	0.1%
Multiple visible minorities	0.4%
<b>Population by Mother Tongue</b>	
Single Responses	98.6%
English	78.6%
French	1.4%
Non-Official languages	18.6%
Multiple responses	1.4%



# Hamilton/Burlington Bay Observer



*Distribution Map*

