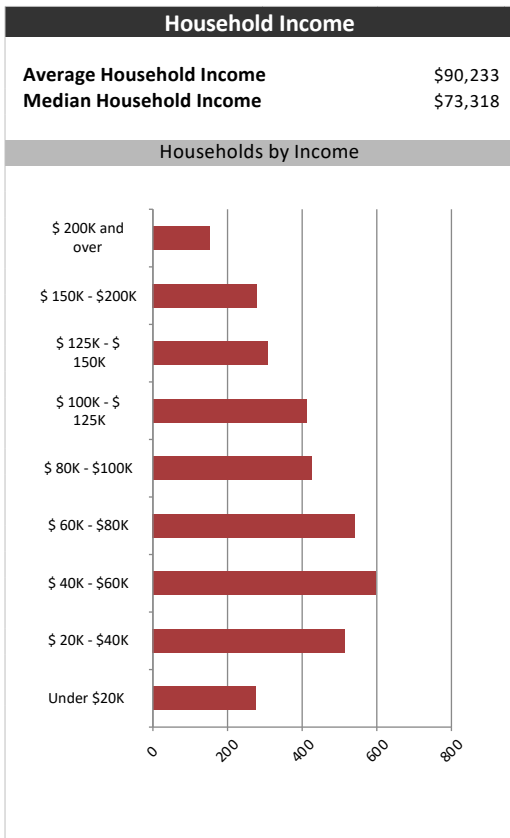
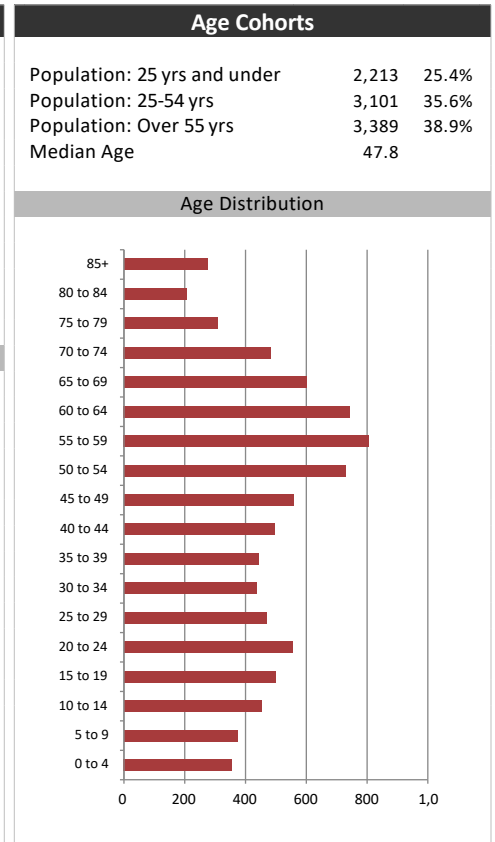


Market Information		
Average Household Spending / Yr		
Mortgage payments	\$	5,546
Cell Phone, Pager & Services	\$	1,243
Internet Access Services	\$	501
Home Renovations	\$	864
Retirement & pension fund payments	\$	1,411
Lotteries	\$	1,093
Health Insurance	\$	344
Household appliances	\$	606
Furnishings	\$	780
Computer hardware	\$	241
Auto/Truck Purchase	\$	7,383
Auto/Truck Rental or Lease	\$	97
Air Travel	\$	815

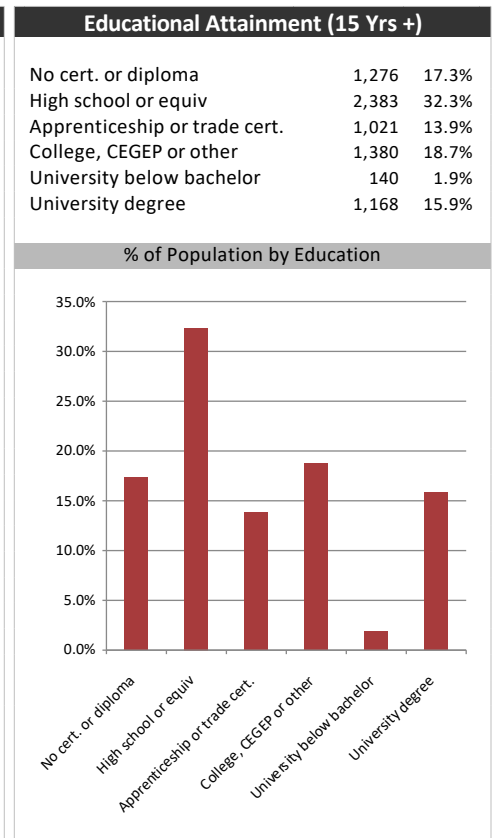
Age of Home Owners		
15 to 24 years	53	1.5%
25 to 34 years	362	10.4%
35 to 44 years	430	12.4%
45 to 54 years	712	20.5%
55 to 64 years	774	22.3%
65 to 74 years	672	19.4%
75 years or over	467	13.5%

Population & Household Summary	
Total Population	8,704
Population Growth 2013-2018	0.3%
Population Growth 2018-2023	0.0%
Total Households	3,469
Household Growth 2013-2018	1.1%
Household Growth 2018-2023	0.8%
% of Households with Children	41.2%
% of Households - Married w/ Kids	31.6%
% of Households - Single Parent	9.6%

% of Households by Household Size	
1 person	24.0%
2 persons	39.0%
3 persons	16.5%
4 persons	13.5%
5 or more persons	7.5%



Visible Minorities & Language	
Population by Visible Minority	
Chinese	0.2%
South Asian	0.0%
Black	2.8%
Filipino	0.1%
Latin American	0.2%
Southeast Asian	0.0%
Arab	0.7%
West Asian	0.0%
Korean	0.2%
Japanese	0.2%
Visible minority, n.i.e.	0.1%
Multiple visible minorities	0.0%
Population by Mother Tongue	
Single Responses	99.2%
English	86.8%
French	1.6%
Non-Official languages	10.8%
Multiple responses	0.8%

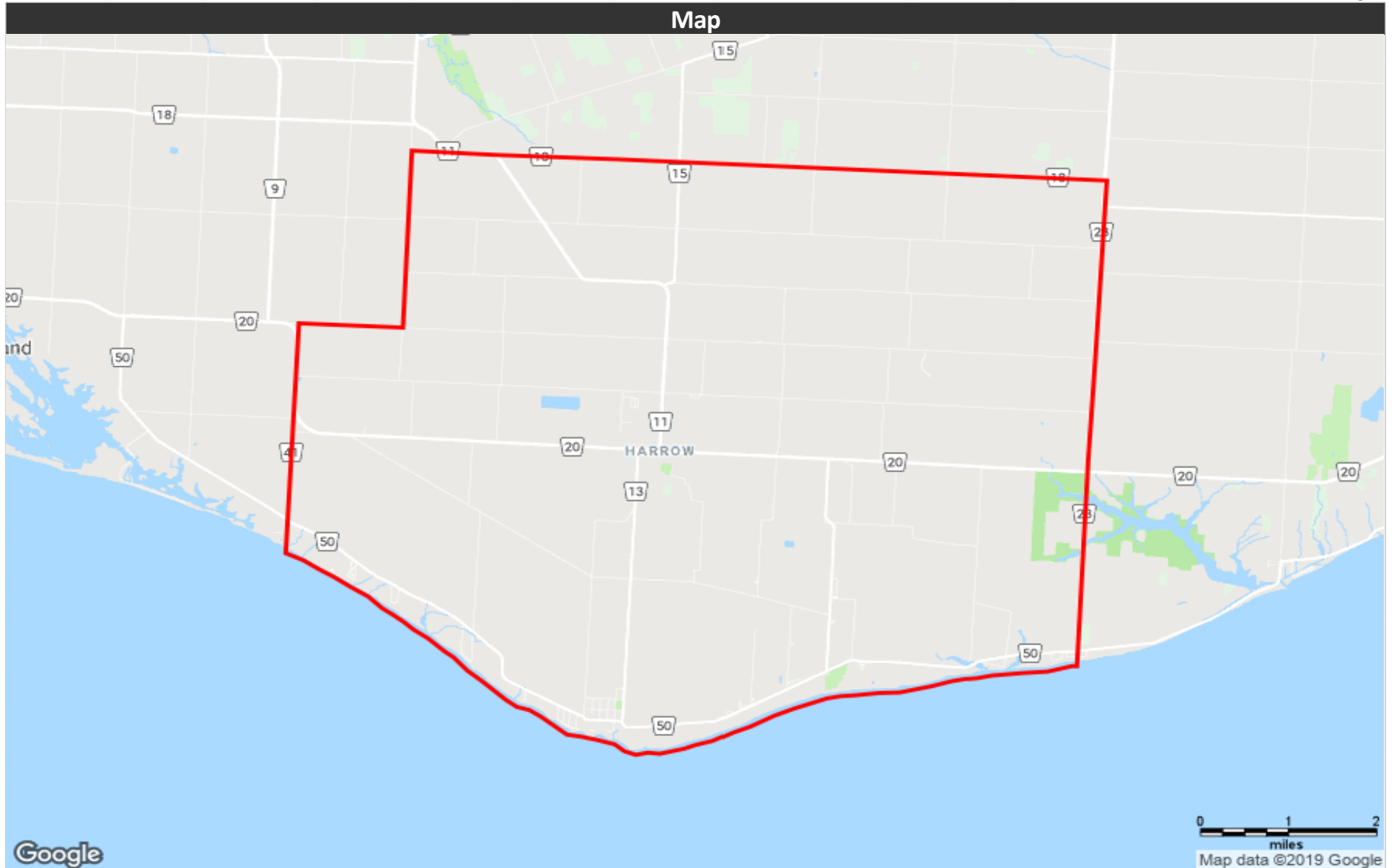


Harrow News

adoreach

Distribution Map

Map



Google