

# Hawkesbury Le Carillon



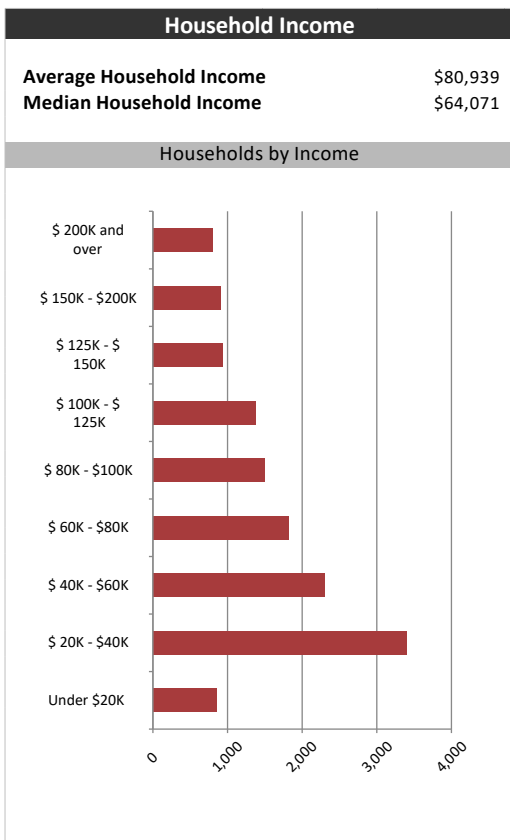
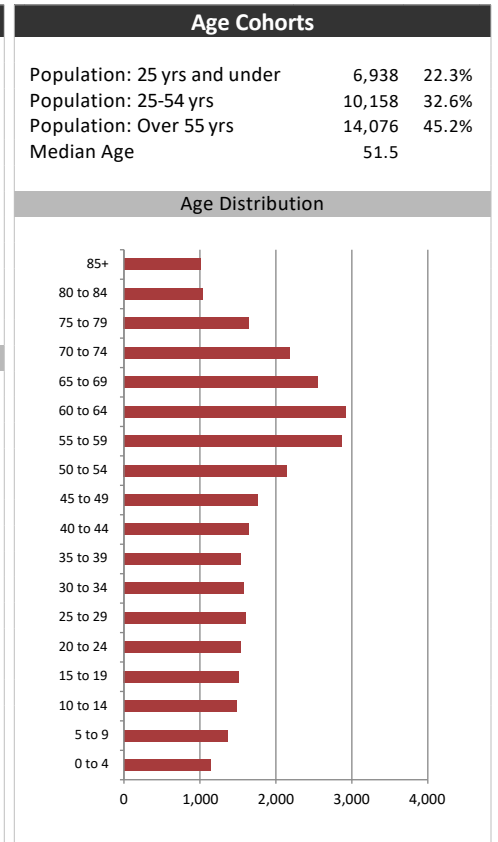
## Summary Report

March 12, 2021

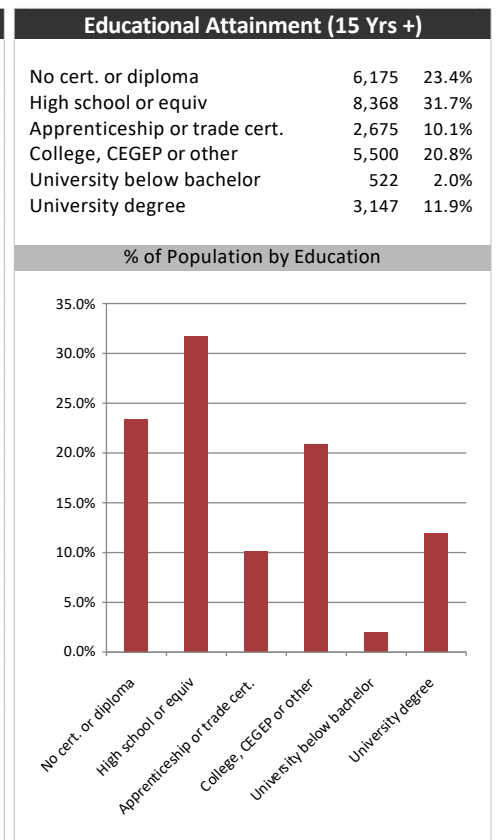
Market Information		
Average Household Spending / Yr		
Mortgage payments	\$	3,576
Cell Phone, Pager & Services	\$	984
Internet Access Services	\$	465
Home Renovations	\$	1,004
Retirement & pension fund payments	\$	1,863
Lotteries	\$	1,145
Health Insurance	\$	734
Household appliances	\$	538
Furnishings	\$	1,436
Computer hardware	\$	150
Auto/Truck Purchase	\$	6,929
Auto/Truck Rental or Lease	\$	88
Air Travel	\$	293
Age of Home Owners		
15 to 24 years	330	2.4%
25 to 34 years	1,419	10.3%
35 to 44 years	1,618	11.8%
45 to 54 years	2,174	15.8%
55 to 64 years	3,341	24.4%
65 to 74 years	2,758	20.1%
75 years or over	2,078	15.1%

Population & Household Summary	
Total Population	31,171
Population Growth 2015-2020	3.1%
Population Growth 2020-2025	6.2%
Total Households	13,718
Household Growth 2015-2020	2.9%
Household Growth 2020-2025	5.8%
% of Households with Children	32.7%
% of Households - Married w/ Kids	22.0%
% of Households - Single Parent	10.7%
% of Households by Household Size	

Household Size	% of Households
1 person	31.0%
2 persons	40.5%
3 persons	13.5%
4 persons	10.0%
5 or more persons	5.0%



Visible Minorities & Language	
Population by Visible Minority	
Chinese	0.2%
South Asian	0.8%
Black	0.8%
Filipino	0.1%
Latin American	0.2%
Southeast Asian	0.1%
Arab	0.2%
West Asian	0.0%
Korean	0.1%
Japanese	0.1%
Visible minority, n.i.e.	0.0%
Multiple visible minorities	0.1%
Population by Mother Tongue	
Single Responses	97.9%
English	21.3%
French	73.2%
Non-Official languages	3.4%
Multiple responses	2.1%



# Hawkesbury Le Carillon

## Map

