

# Huntsville Forester



## Summary Report

June 7, 2019

Market Information		
Average Household Spending / Yr		
Mortgage payments	\$	5,470
Cell Phone, Pager & Services	\$	962
Internet Access Services	\$	470
Home Renovations	\$	1,337
Retirement & pension fund payments	\$	1,268
Lotteries	\$	879
Health Insurance	\$	400
Household appliances	\$	639
Furnishings	\$	1,244
Computer hardware	\$	156
Auto/Truck Purchase	\$	5,877
Auto/Truck Rental or Lease	\$	170
Air Travel	\$	602

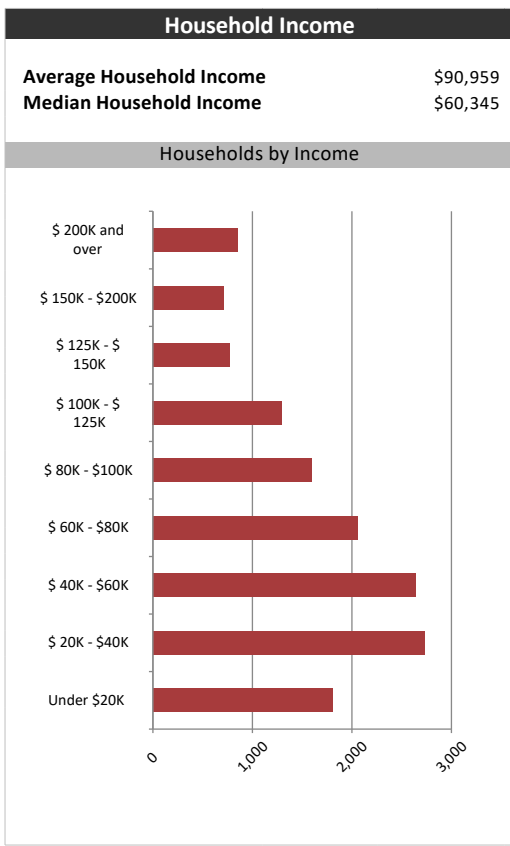
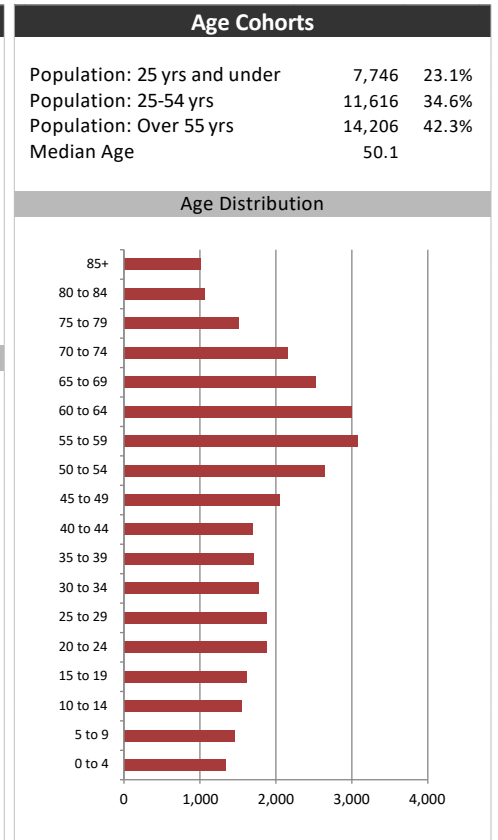
  

Age of Home Owners		
15 to 24 years	240	1.7%
25 to 34 years	1,497	10.4%
35 to 44 years	1,857	13.0%
45 to 54 years	2,508	17.5%
55 to 64 years	3,277	22.8%
65 to 74 years	2,746	19.2%
75 years or over	2,215	15.4%

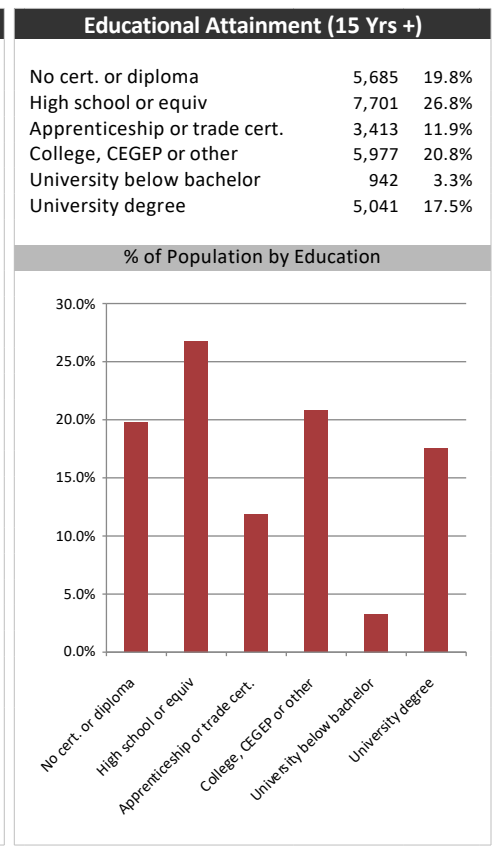
Population & Household Summary	
Total Population	33,567
Population Growth 2013-2018	1.2%
Population Growth 2018-2023	1.3%
Total Households	14,340
Household Growth 2013-2018	3.4%
Household Growth 2018-2023	1.6%
% of Households with Children	33.7%
% of Households - Married w/ Kids	24.6%
% of Households - Single Parent	9.1%

% of Households by Household Size	
1 person	25.0%
2 persons	44.0%
3 persons	13.5%
4 persons	11.0%
5 or more persons	5.5%



Visible Minorities & Language	
<b>Population by Visible Minority</b>	
Chinese	0.1%
South Asian	0.3%
Black	0.4%
Filipino	0.2%
Latin American	0.1%
Southeast Asian	0.0%
Arab	0.0%
West Asian	0.0%
Korean	0.0%
Japanese	0.0%
Visible minority, n.i.e.	0.0%
Multiple visible minorities	0.0%
<b>Population by Mother Tongue</b>	
Single Responses	99.5%
English	93.8%
French	1.6%
Non-Official languages	4.2%
Multiple responses	0.5%



# Huntsville Forester



## Distribution Map

### Map

