

Kawartha Lakes This Week



Summary Report

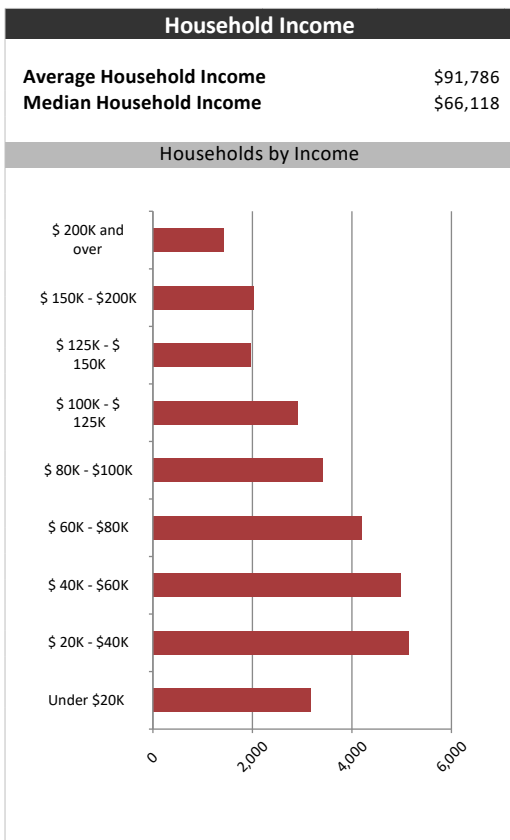
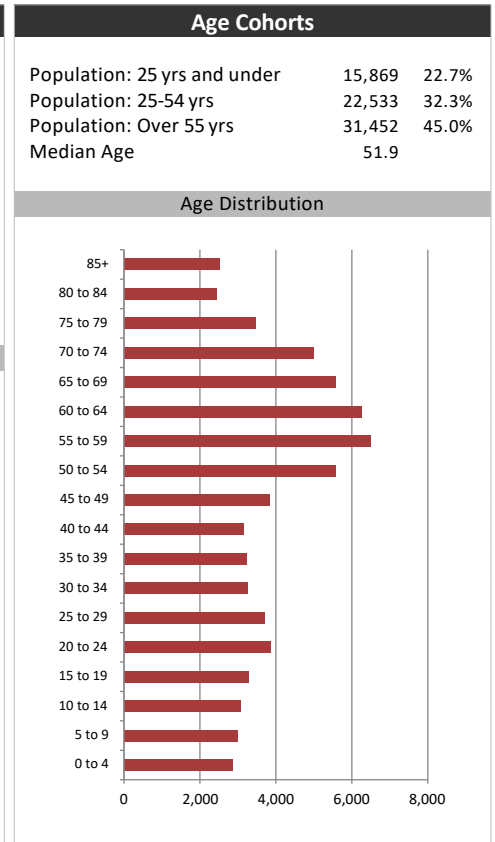
June 7, 2019

Market Information		
Average Household Spending / Yr		
Mortgage payments	\$	5,590
Cell Phone, Pager & Services	\$	927
Internet Access Services	\$	453
Home Renovations	\$	1,053
Retirement & pension fund payments	\$	1,549
Lotteries	\$	797
Health Insurance	\$	401
Household appliances	\$	590
Furnishings	\$	1,227
Computer hardware	\$	150
Auto/Truck Purchase	\$	5,571
Auto/Truck Rental or Lease	\$	190
Air Travel	\$	561

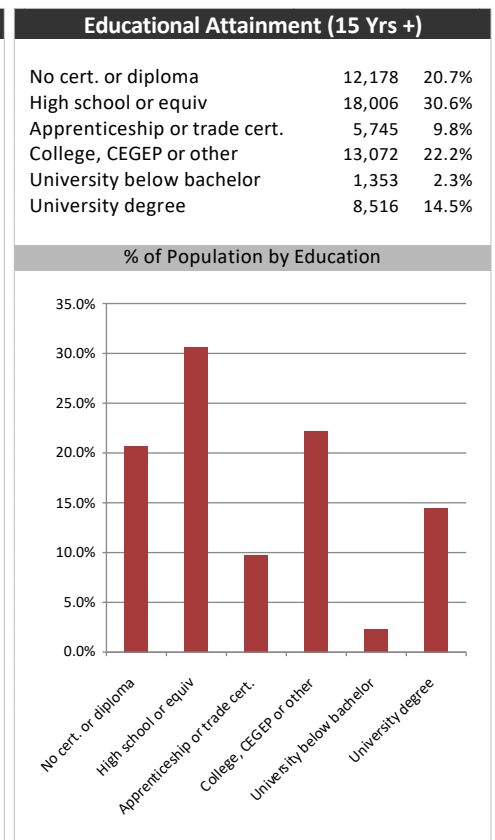
Age of Home Owners		
15 to 24 years	363	1.3%
25 to 34 years	2,689	9.3%
35 to 44 years	3,161	10.9%
45 to 54 years	4,791	16.5%
55 to 64 years	7,020	24.2%
65 to 74 years	6,021	20.8%
75 years or over	4,910	17.0%

Population & Household Summary	
Total Population	69,854
Population Growth 2013-2018	2.0%
Population Growth 2018-2023	0.2%
Total Households	28,954
Household Growth 2013-2018	3.4%
Household Growth 2018-2023	0.3%
% of Households with Children	34.4%
% of Households - Married w/ Kids	24.7%
% of Households - Single Parent	9.7%

% of Households by Household Size	
1 person	25.0%
2 persons	43.0%
3 persons	14.0%
4 persons	11.0%
5 or more persons	7.0%



Visible Minorities & Language	
Population by Visible Minority	
Chinese	0.3%
South Asian	0.6%
Black	0.5%
Filipino	0.2%
Latin American	0.1%
Southeast Asian	0.0%
Arab	0.0%
West Asian	0.0%
Korean	0.2%
Japanese	0.0%
Visible minority, n.i.e.	0.0%
Multiple visible minorities	0.1%
Population by Mother Tongue	
Single Responses	99.6%
English	94.5%
French	1.2%
Non-Official languages	4.0%
Multiple responses	0.4%



Kawartha Lakes This Week



Distribution Map

Map

