

Kemptville, North Grenville Times



Summary Report

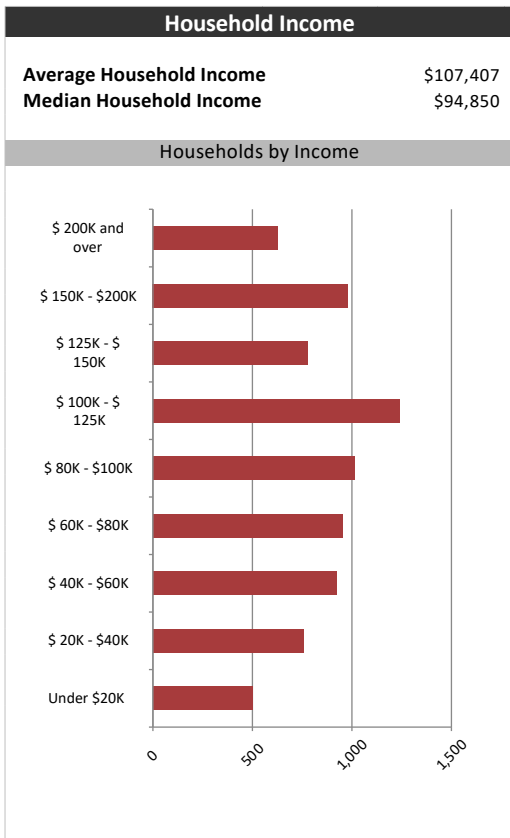
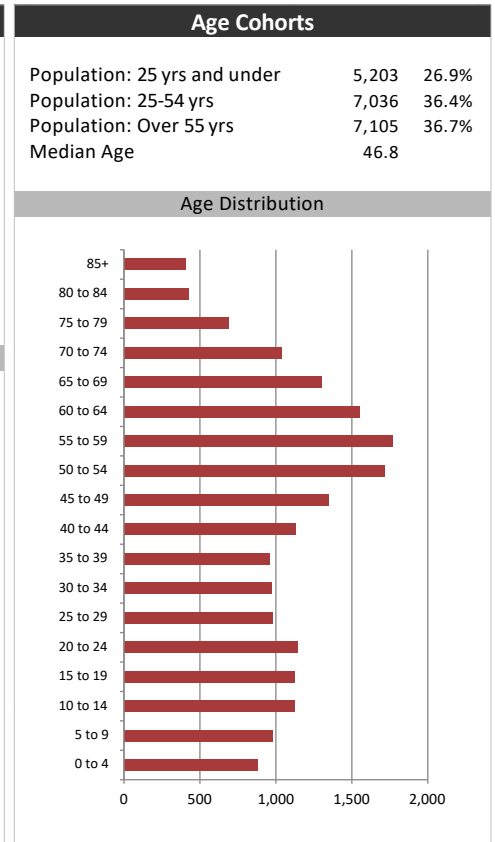
June 7, 2019

Market Information		
Average Household Spending / Yr		
Mortgage payments	\$	7,960
Cell Phone, Pager & Services	\$	1,238
Internet Access Services	\$	565
Home Renovations	\$	1,509
Retirement & pension fund payments	\$	1,701
Lotteries	\$	921
Health Insurance	\$	930
Household appliances	\$	747
Furnishings	\$	1,692
Computer hardware	\$	206
Auto/Truck Purchase	\$	9,771
Auto/Truck Rental or Lease	\$	130
Air Travel	\$	1,309

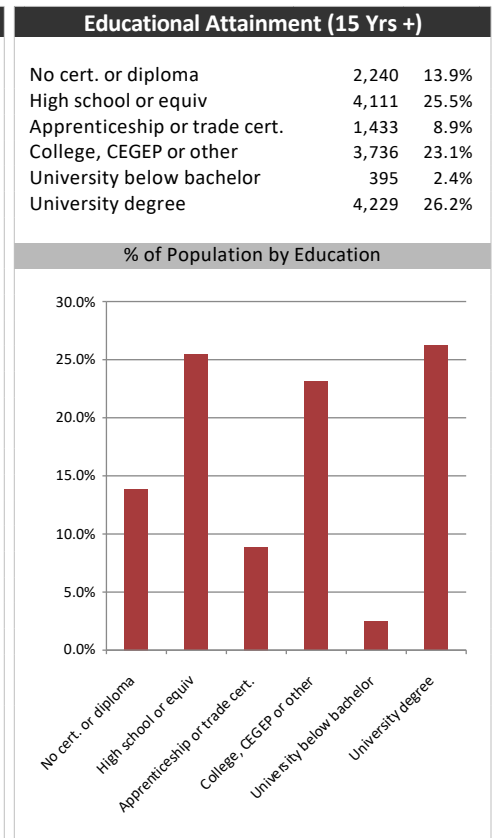
Age of Home Owners		
15 to 24 years	93	1.2%
25 to 34 years	806	10.4%
35 to 44 years	1,073	13.9%
45 to 54 years	1,713	22.2%
55 to 64 years	1,828	23.7%
65 to 74 years	1,353	17.5%
75 years or over	851	11.0%

Population & Household Summary	
Total Population	19,344
Population Growth 2013-2018	5.7%
Population Growth 2018-2023	1.9%
Total Households	7,717
Household Growth 2013-2018	9.0%
Household Growth 2018-2023	3.3%
% of Households with Children	40.4%
% of Households - Married w/ Kids	31.7%
% of Households - Single Parent	8.7%

% of Households by Household Size	
1 person	20.0%
2 persons	40.0%
3 persons	15.0%
4 persons	15.0%
5 or more persons	7.0%



Visible Minorities & Language	
Population by Visible Minority	
Chinese	0.1%
South Asian	0.2%
Black	0.3%
Filipino	0.3%
Latin American	0.1%
Southeast Asian	0.0%
Arab	0.1%
West Asian	0.0%
Korean	0.1%
Japanese	0.1%
Visible minority, n.i.e.	0.0%
Multiple visible minorities	0.0%
Population by Mother Tongue	
Single Responses	99.4%
English	88.9%
French	6.8%
Non-Official languages	3.6%
Multiple responses	0.6%



Kemptville, North Grenville Times



Distribution Map

Map

