

Kenora, Lake of the Woods Enterprise



Summary Report

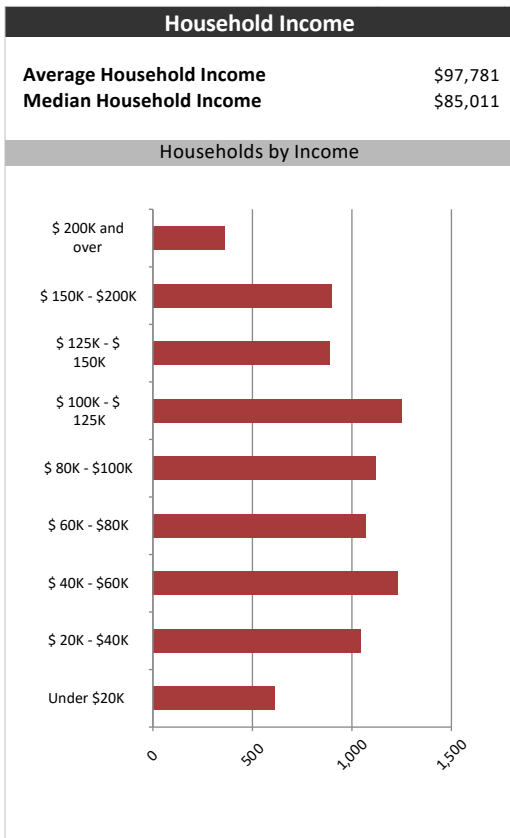
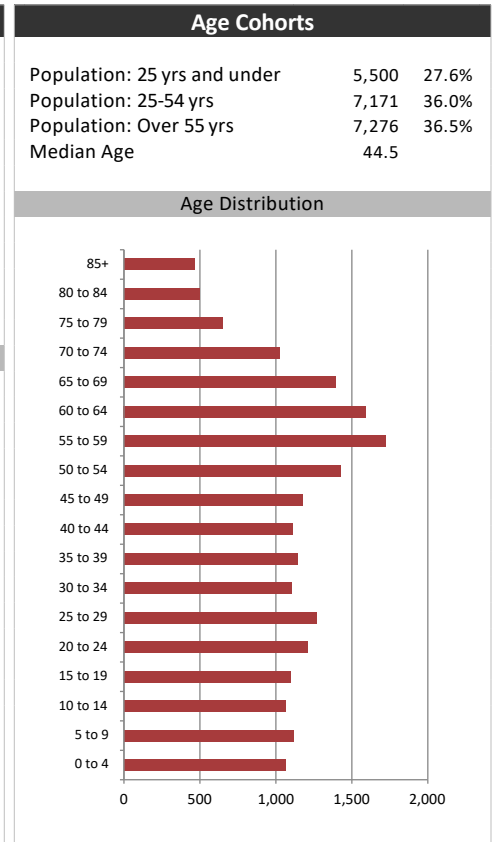
June 7, 2019

Market Information		
Average Household Spending / Yr		
Mortgage payments	\$	4,414
Cell Phone, Pager & Services	\$	1,179
Internet Access Services	\$	519
Home Renovations	\$	2,199
Retirement & pension fund payments	\$	1,832
Lotteries	\$	884
Health Insurance	\$	595
Household appliances	\$	430
Furnishings	\$	1,120
Computer hardware	\$	142
Auto/Truck Purchase	\$	7,962
Auto/Truck Rental or Lease	\$	113
Air Travel	\$	922

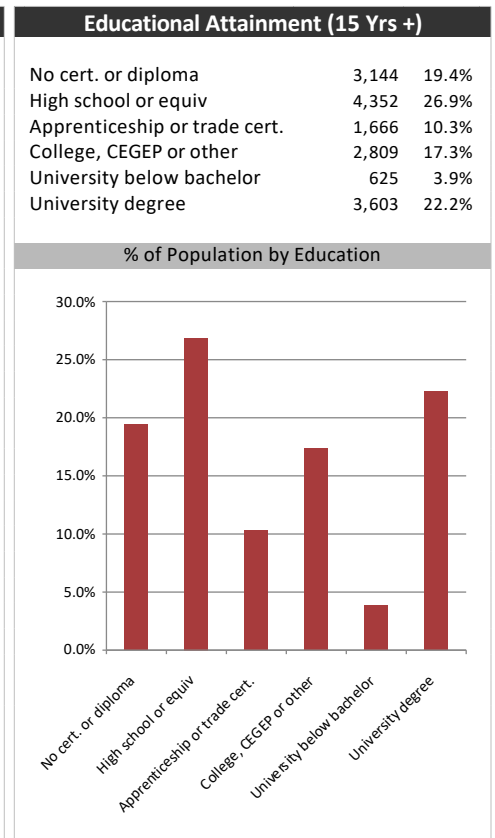
Age of Home Owners		
15 to 24 years	210	2.5%
25 to 34 years	1,045	12.4%
35 to 44 years	1,240	14.8%
45 to 54 years	1,531	18.2%
55 to 64 years	1,959	23.3%
65 to 74 years	1,407	16.7%
75 years or over	1,011	12.0%

Population & Household Summary	
Total Population	19,947
Population Growth 2013-2018	1.5%
Population Growth 2018-2023	3.9%
Total Households	8,403
Household Growth 2013-2018	2.4%
Household Growth 2018-2023	4.4%
% of Households with Children	35.9%
% of Households - Married w/ Kids	24.3%
% of Households - Single Parent	11.5%

% of Households by Household Size	
1 person	30.0%
2 persons	38.0%
3 persons	13.0%
4 persons	12.0%
5 or more persons	6.0%



Visible Minorities & Language	
Population by Visible Minority	
Chinese	0.3%
South Asian	0.3%
Black	0.0%
Filipino	0.7%
Latin American	0.1%
Southeast Asian	0.1%
Arab	0.0%
West Asian	0.0%
Korean	0.0%
Japanese	0.3%
Visible minority, n.i.e.	0.0%
Multiple visible minorities	0.0%
Population by Mother Tongue	
Single Responses	99.2%
English	92.9%
French	2.5%
Non-Official languages	3.8%
Multiple responses	0.8%



Kenora, Lake of the Woods Enterprise



Distribution Map

Map

