

King Weekly Sentinel



Summary Report

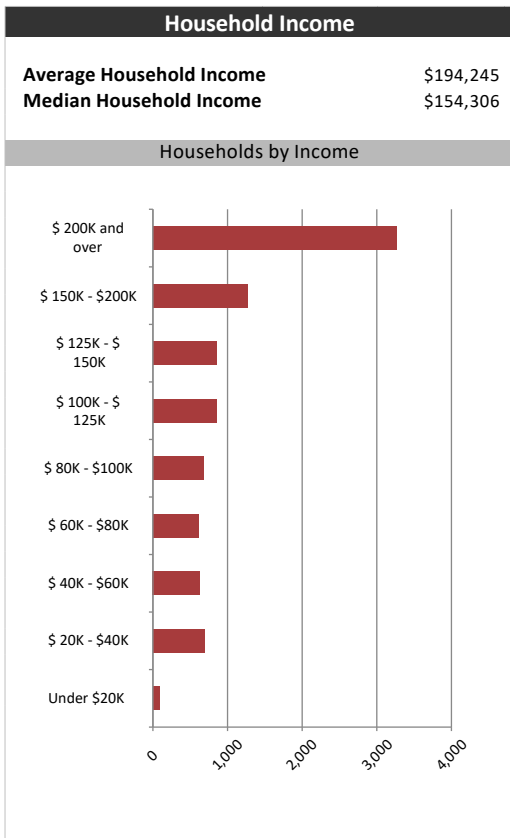
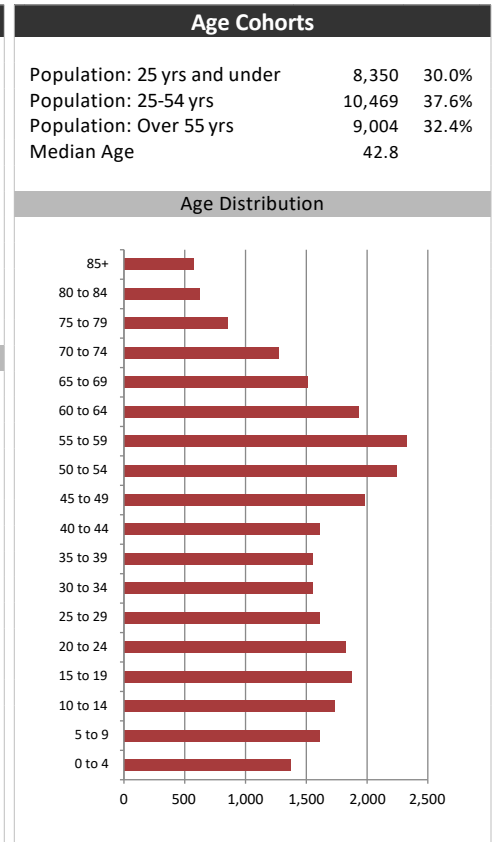
March 12, 2021

Market Information		
Average Household Spending / Yr		
Mortgage payments	\$	9,931
Cell Phone, Pager & Services	\$	2,126
Internet Access Services	\$	739
Home Renovations	\$	3,783
Retirement & pension fund payments	\$	2,095
Lotteries	\$	1,290
Health Insurance	\$	876
Household appliances	\$	1,071
Furnishings	\$	3,780
Computer hardware	\$	543
Auto/Truck Purchase	\$	12,985
Auto/Truck Rental or Lease	\$	574
Air Travel	\$	1,722

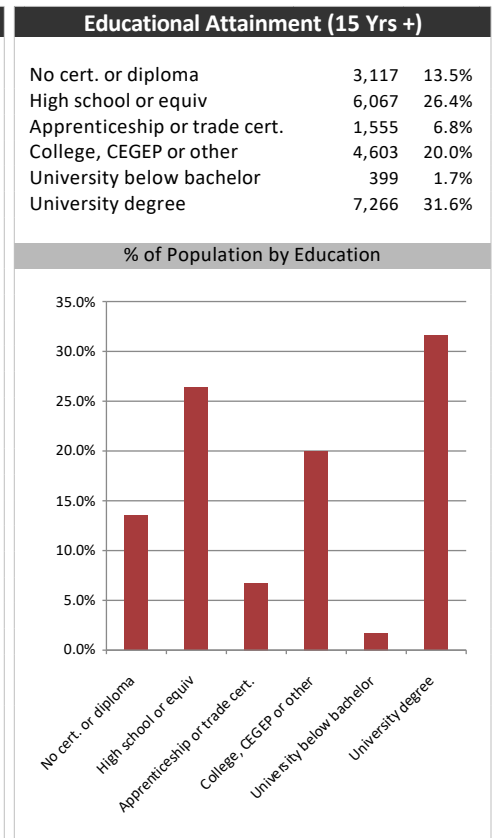
Age of Home Owners		
15 to 24 years	30	0.3%
25 to 34 years	772	8.8%
35 to 44 years	1,269	14.5%
45 to 54 years	2,046	23.3%
55 to 64 years	2,121	24.2%
65 to 74 years	1,458	16.6%
75 years or over	1,069	12.2%

Population & Household Summary	
Total Population	27,823
Population Growth 2015-2020	10.4%
Population Growth 2020-2025	9.8%
Total Households	8,765
Household Growth 2015-2020	5.0%
Household Growth 2020-2025	8.9%
% of Households with Children	55.6%
% of Households - Married w/ Kids	48.3%
% of Households - Single Parent	7.3%

% of Households by Household Size	
1 person	14.5%
2 persons	29.8%
3 persons	17.0%
4 persons	23.0%
5 or more persons	15.7%



Visible Minorities & Language	
Population by Visible Minority	
Chinese	2.3%
South Asian	4.7%
Black	1.9%
Filipino	0.6%
Latin American	0.9%
Southeast Asian	0.6%
Arab	0.6%
West Asian	1.8%
Korean	0.7%
Japanese	0.3%
Visible minority, n.i.e.	0.6%
Multiple visible minorities	0.8%
Population by Mother Tongue	
Single Responses	97.5%
English	67.6%
French	0.8%
Non-Official languages	29.1%
Multiple responses	2.5%



King Weekly Sentinel

Distribution Map

Map

