

Kingston/Frontenac This Week



Summary Report

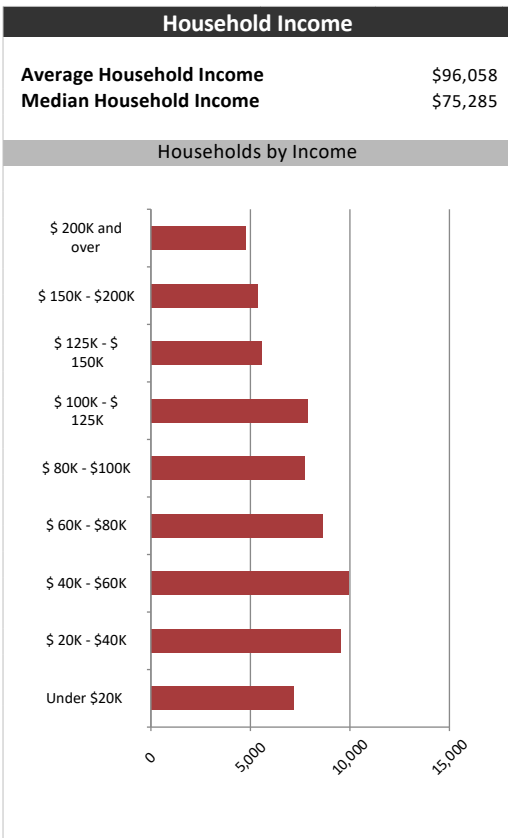
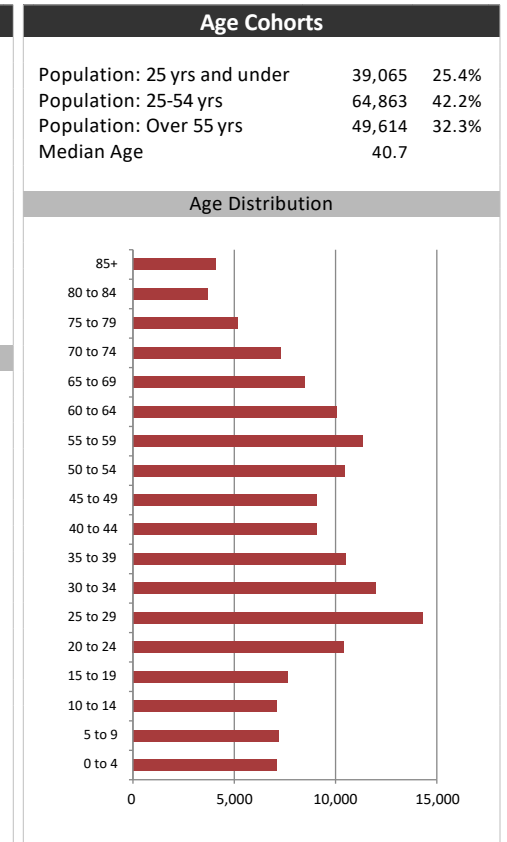
June 7, 2019

Market Information		
Average Household Spending / Yr		
Mortgage payments	\$	5,504
Cell Phone, Pager & Services	\$	990
Internet Access Services	\$	513
Home Renovations	\$	744
Retirement & pension fund payments	\$	2,468
Lotteries	\$	922
Health Insurance	\$	665
Household appliances	\$	623
Furnishings	\$	1,668
Computer hardware	\$	221
Auto/Truck Purchase	\$	7,603
Auto/Truck Rental or Lease	\$	223
Air Travel	\$	863

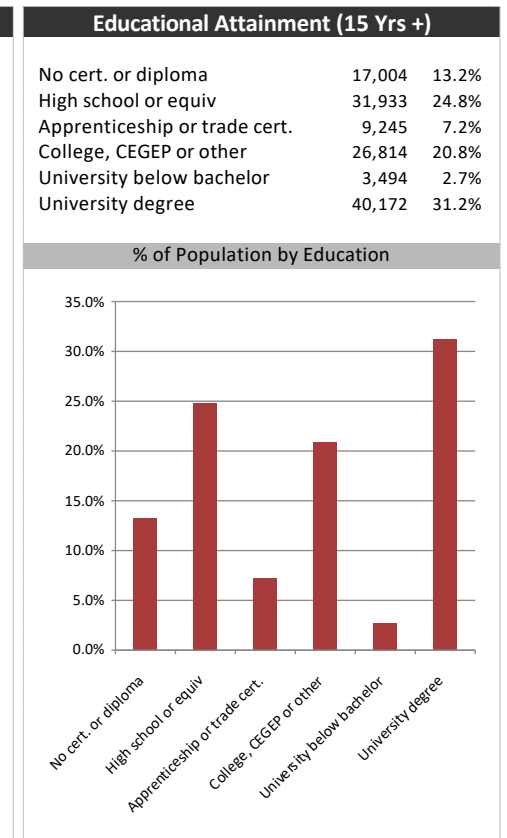
Age of Home Owners		
15 to 24 years	3,043	4.6%
25 to 34 years	12,322	18.7%
35 to 44 years	10,201	15.5%
45 to 54 years	10,898	16.5%
55 to 64 years	12,337	18.7%
65 to 74 years	9,384	14.2%
75 years or over	7,700	11.7%

Population & Household Summary	
Total Population	153,542
Population Growth 2013-2018	3.6%
Population Growth 2018-2023	2.2%
Total Households	65,886
Household Growth 2013-2018	5.3%
Household Growth 2018-2023	2.8%
% of Households with Children	35.4%
% of Households - Married w/ Kids	24.5%
% of Households - Single Parent	10.9%

% of Households by Household Size	
1 person	30.0%
2 persons	36.0%
3 persons	14.0%
4 persons	11.0%
5 or more persons	5.0%



Visible Minorities & Language	
Population by Visible Minority	
Chinese	1.5%
South Asian	1.5%
Black	0.9%
Filipino	0.6%
Latin American	0.6%
Southeast Asian	0.3%
Arab	0.7%
West Asian	0.3%
Korean	0.4%
Japanese	0.1%
Visible minority, n.i.e.	0.1%
Multiple visible minorities	0.2%
Population by Mother Tongue	
Single Responses	99.0%
English	86.3%
French	4.1%
Non-Official languages	8.6%
Multiple responses	1.0%



Kingston/Frontenac This Week

Distribution Map

Map

