

# Kingsville Reporter



## Summary Report

June 7, 2019

Market Information		
Average Household Spending / Yr		
Mortgage payments	\$	5,276
Cell Phone, Pager & Services	\$	1,218
Internet Access Services	\$	512
Home Renovations	\$	825
Retirement & pension fund payments	\$	1,328
Lotteries	\$	1,016
Health Insurance	\$	348
Household appliances	\$	597
Furnishings	\$	814
Computer hardware	\$	251
Auto/Truck Purchase	\$	6,867
Auto/Truck Rental or Lease	\$	117
Air Travel	\$	948

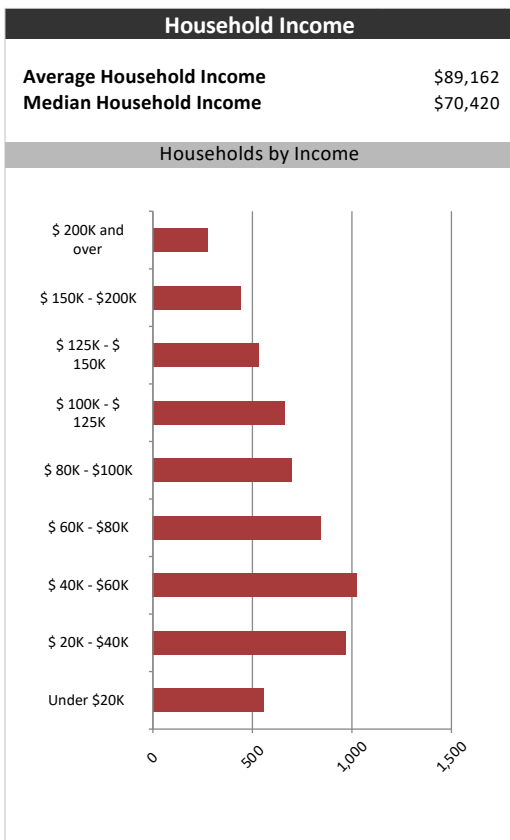
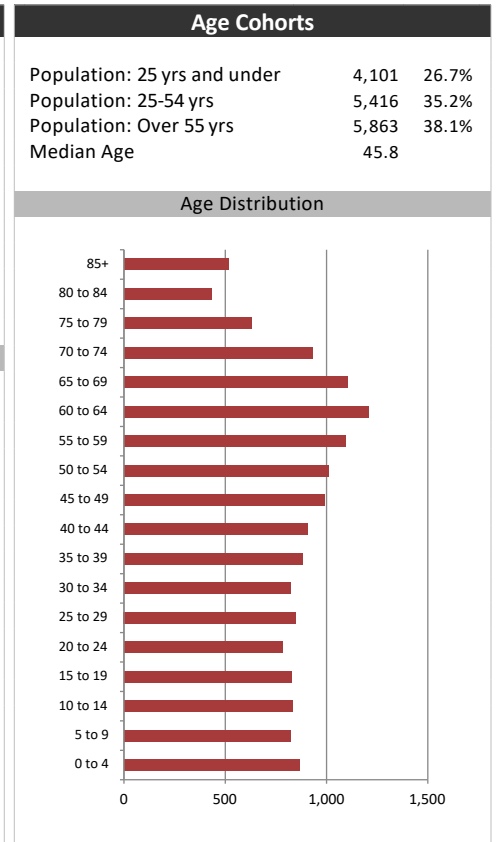
  

Age of Home Owners		
15 to 24 years	95	1.6%
25 to 34 years	603	10.2%
35 to 44 years	892	15.0%
45 to 54 years	1,045	17.6%
55 to 64 years	1,243	20.9%
65 to 74 years	1,163	19.6%
75 years or over	894	15.1%

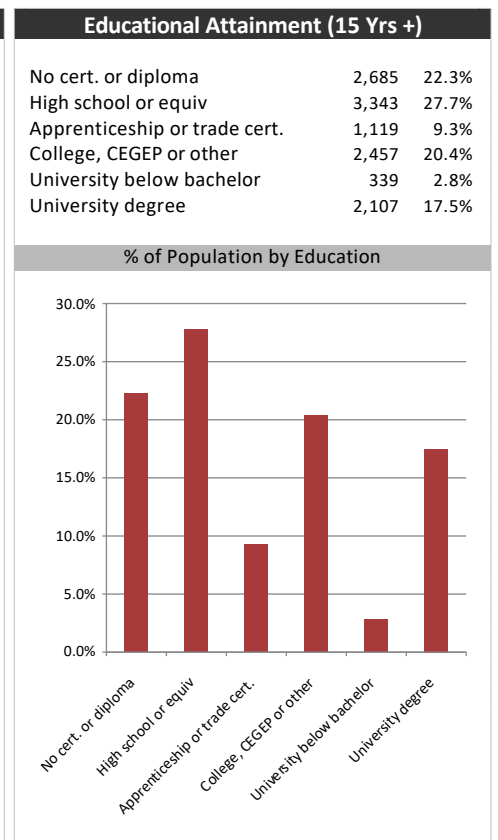
Population & Household Summary	
Total Population	15,380
Population Growth 2013-2018	2.9%
Population Growth 2018-2023	0.3%
Total Households	5,936
Household Growth 2013-2018	4.2%
Household Growth 2018-2023	-0.2%
% of Households with Children	39.1%
% of Households - Married w/ Kids	30.3%
% of Households - Single Parent	8.8%

% of Households by Household Size	
1 person	24.0%
2 persons	40.0%
3 persons	13.5%
4 persons	14.0%
5 or more persons	8.0%



Visible Minorities & Language	
<b>Population by Visible Minority</b>	
Chinese	0.4%
South Asian	0.0%
Black	1.6%
Filipino	0.0%
Latin American	0.9%
Southeast Asian	0.2%
Arab	0.8%
West Asian	0.0%
Korean	0.1%
Japanese	0.0%
Visible minority, n.i.e.	0.3%
Multiple visible minorities	0.2%
<b>Population by Mother Tongue</b>	
Single Responses	99.1%
English	80.7%
French	1.5%
Non-Official languages	16.9%
Multiple responses	0.9%



# Kingsville Reporter

## Distribution Map

Map

