

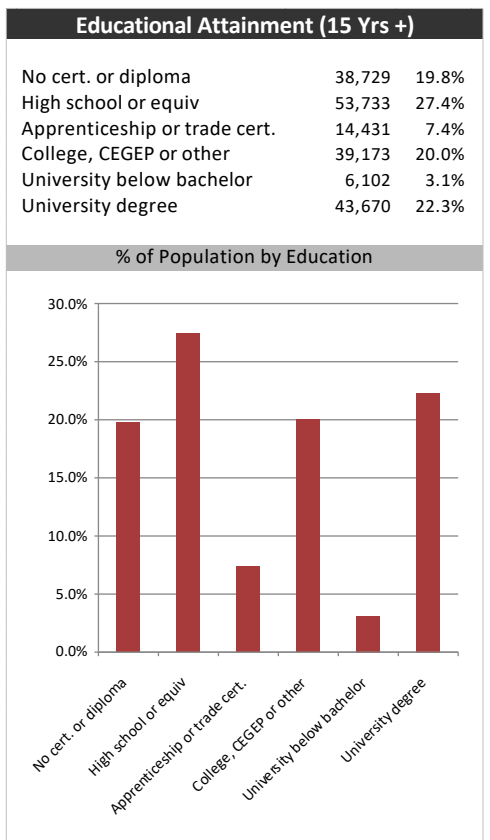

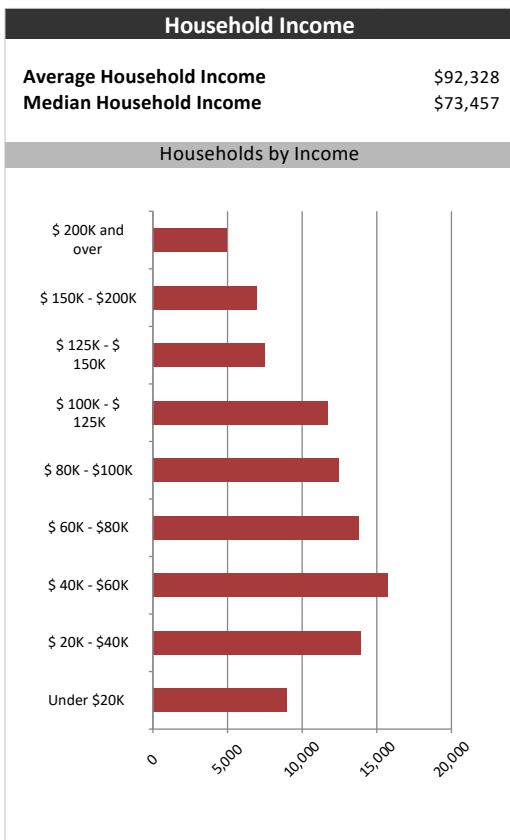
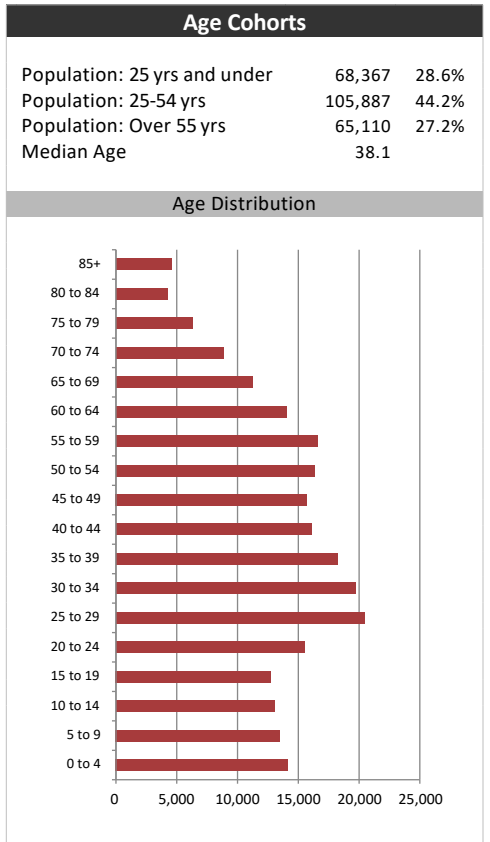
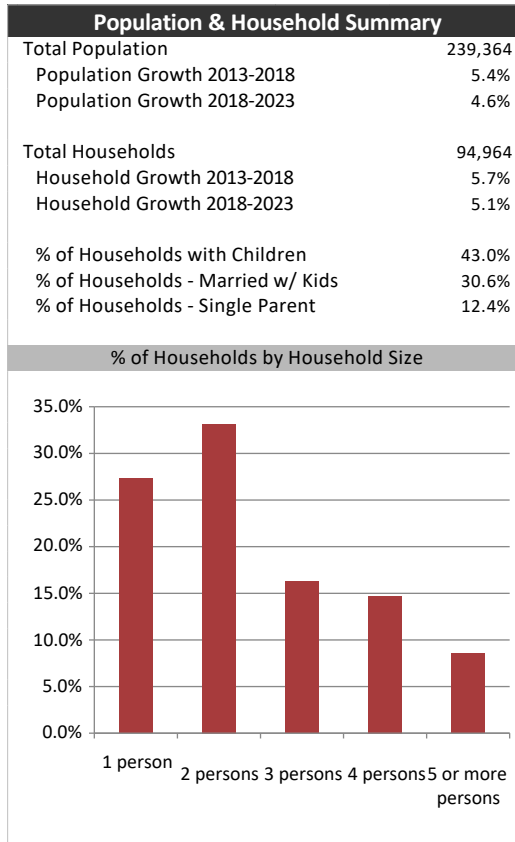
# Kitchener Post



## Summary Report

June 7, 2019

Market Information		
Average Household Spending / Yr		
Mortgage payments	\$	6,758
Cell Phone, Pager & Services	\$	1,201
Internet Access Services	\$	524
Home Renovations	\$	607
Retirement & pension fund payments	\$	1,409
Lotteries	\$	739
Health Insurance	\$	401
Household appliances	\$	518
Furnishings	\$	1,411
Computer hardware	\$	248
Auto/Truck Purchase	\$	6,252
Auto/Truck Rental or Lease	\$	226
Air Travel	\$	1,231
Age of Home Owners		
15 to 24 years	2,871	3.0%
25 to 34 years	17,723	18.7%
35 to 44 years	17,987	18.9%
45 to 54 years	18,331	19.3%
55 to 64 years	17,769	18.7%
65 to 74 years	11,794	12.4%
75 years or over	8,489	8.9%



# Kitchener Post

## Distribution Map

