

Lasalle Post



Summary Report

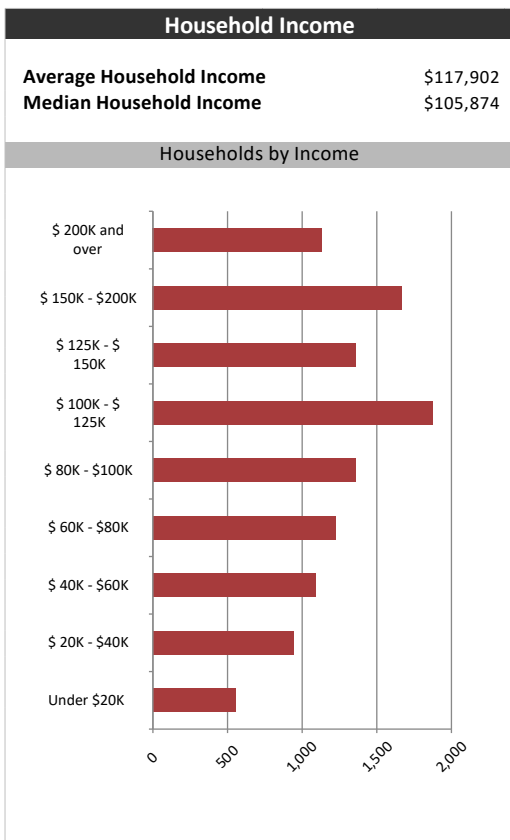
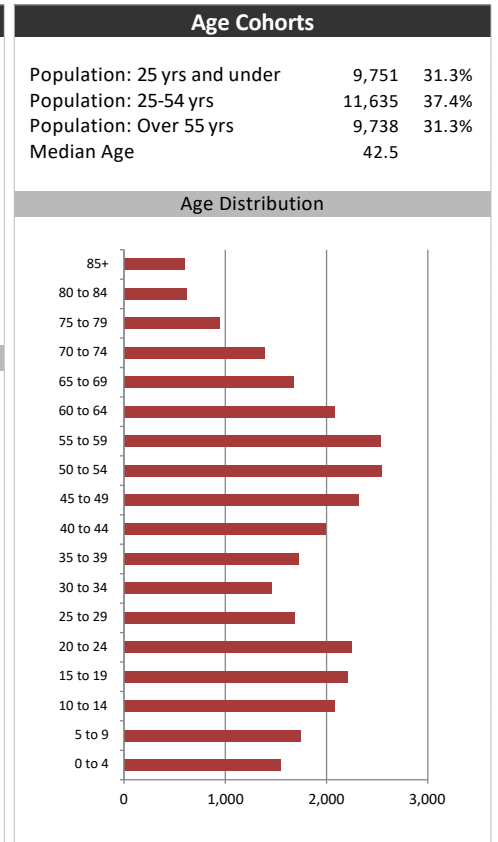
June 7, 2019

Market Information		
Average Household Spending / Yr		
Mortgage payments	\$	8,199
Cell Phone, Pager & Services	\$	1,470
Internet Access Services	\$	583
Home Renovations	\$	1,071
Retirement & pension fund payments	\$	2,711
Lotteries	\$	1,117
Health Insurance	\$	423
Household appliances	\$	682
Furnishings	\$	1,176
Computer hardware	\$	351
Auto/Truck Purchase	\$	8,556
Auto/Truck Rental or Lease	\$	233
Air Travel	\$	1,607

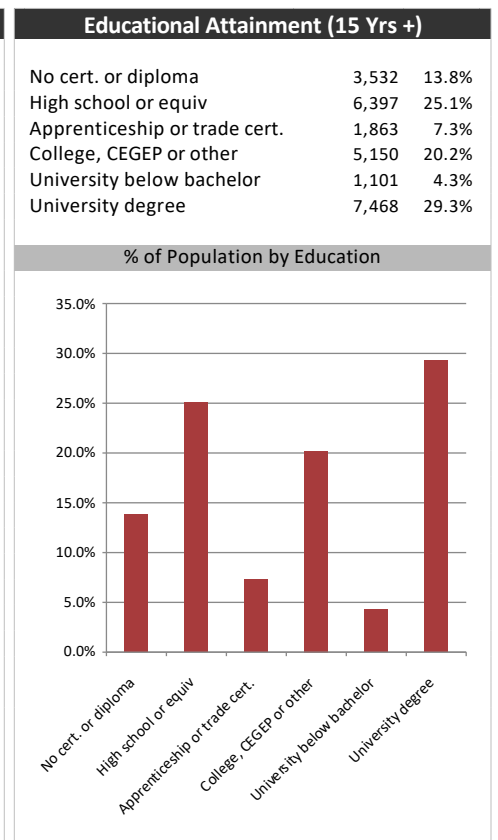
Age of Home Owners		
15 to 24 years	56	0.5%
25 to 34 years	1,034	9.3%
35 to 44 years	1,860	16.7%
45 to 54 years	2,602	23.4%
55 to 64 years	2,591	23.3%
65 to 74 years	1,752	15.8%
75 years or over	1,216	10.9%

Population & Household Summary	
Total Population	31,124
Population Growth 2013-2018	4.0%
Population Growth 2018-2023	1.0%
Total Households	11,111
Household Growth 2013-2018	6.2%
Household Growth 2018-2023	2.4%
% of Households with Children	53.3%
% of Households - Married w/ Kids	42.9%
% of Households - Single Parent	10.4%

% of Households by Household Size	
1 person	17.5%
2 persons	32.5%
3 persons	17.5%
4 persons	21.0%
5 or more persons	11.5%



Visible Minorities & Language	
Population by Visible Minority	
Chinese	1.5%
South Asian	2.7%
Black	0.6%
Filipino	1.1%
Latin American	0.2%
Southeast Asian	0.3%
Arab	2.8%
West Asian	0.3%
Korean	0.4%
Japanese	0.0%
Visible minority, n.i.e.	0.3%
Multiple visible minorities	0.5%
Population by Mother Tongue	
Single Responses	98.4%
English	80.2%
French	2.9%
Non-Official languages	15.4%
Multiple responses	1.6%



Lasalle Post

Map

