

# Leamington/Wheatley/Kingsville Southpoint Sun



## Summary Report

June 7, 2019

Market Information		
Average Household Spending / Yr		
Mortgage payments	\$	4,610
Cell Phone, Pager & Services	\$	1,188
Internet Access Services	\$	486
Home Renovations	\$	680
Retirement & pension fund payments	\$	1,162
Lotteries	\$	978
Health Insurance	\$	312
Household appliances	\$	545
Furnishings	\$	790
Computer hardware	\$	228
Auto/Truck Purchase	\$	6,131
Auto/Truck Rental or Lease	\$	121
Air Travel	\$	871

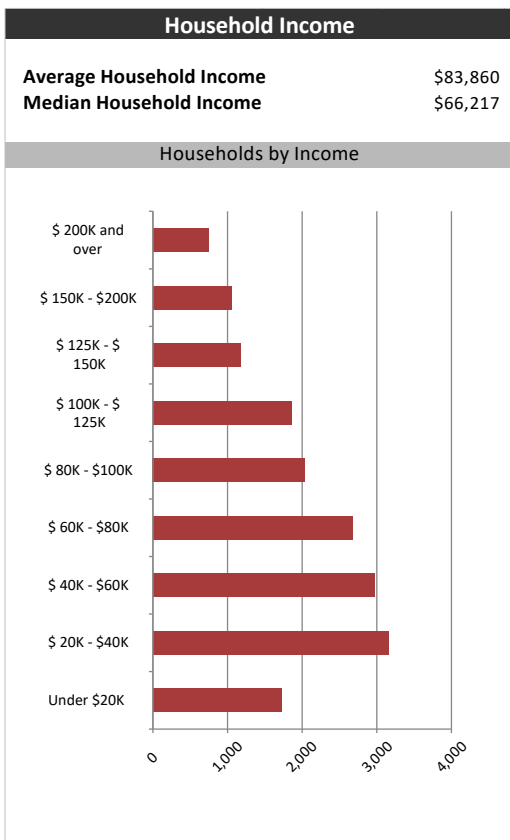
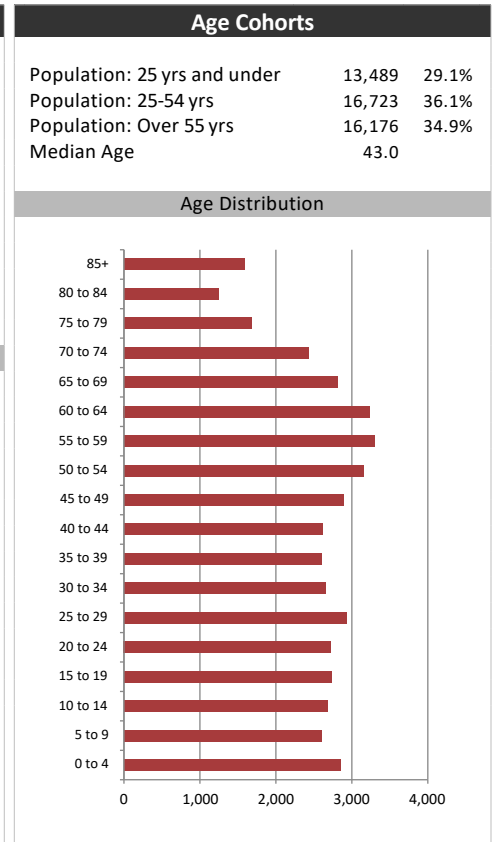
  

Age of Home Owners		
15 to 24 years	426	2.5%
25 to 34 years	2,017	11.7%
35 to 44 years	2,516	14.6%
45 to 54 years	3,113	18.1%
55 to 64 years	3,619	21.0%
65 to 74 years	3,054	17.7%
75 years or over	2,493	14.5%

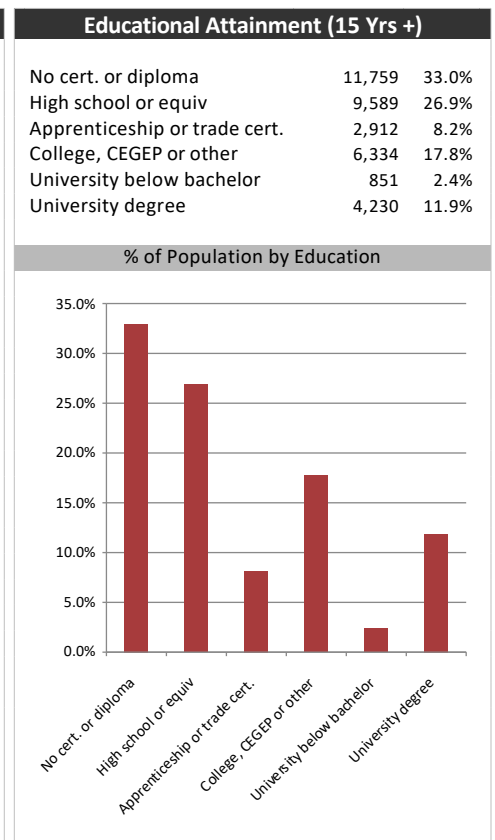
Population & Household Summary	
Total Population	46,387
Population Growth 2013-2018	-0.3%
Population Growth 2018-2023	-1.0%
Total Households	17,239
Household Growth 2013-2018	2.1%
Household Growth 2018-2023	-1.2%
% of Households with Children	42.0%
% of Households - Married w/ Kids	31.5%
% of Households - Single Parent	10.5%

% of Households by Household Size	
1 person	24.5%
2 persons	36.5%
3 persons	14.0%
4 persons	13.5%
5 or more persons	10.0%



Visible Minorities & Language	
<b>Population by Visible Minority</b>	
Chinese	0.5%
South Asian	0.3%
Black	1.0%
Filipino	0.6%
Latin American	1.6%
Southeast Asian	0.9%
Arab	2.6%
West Asian	0.1%
Korean	0.0%
Japanese	0.0%
Visible minority, n.i.e.	0.3%
Multiple visible minorities	0.2%
<b>Population by Mother Tongue</b>	
Single Responses	98.4%
English	68.2%
French	1.4%
Non-Official languages	28.7%
Multiple responses	1.6%

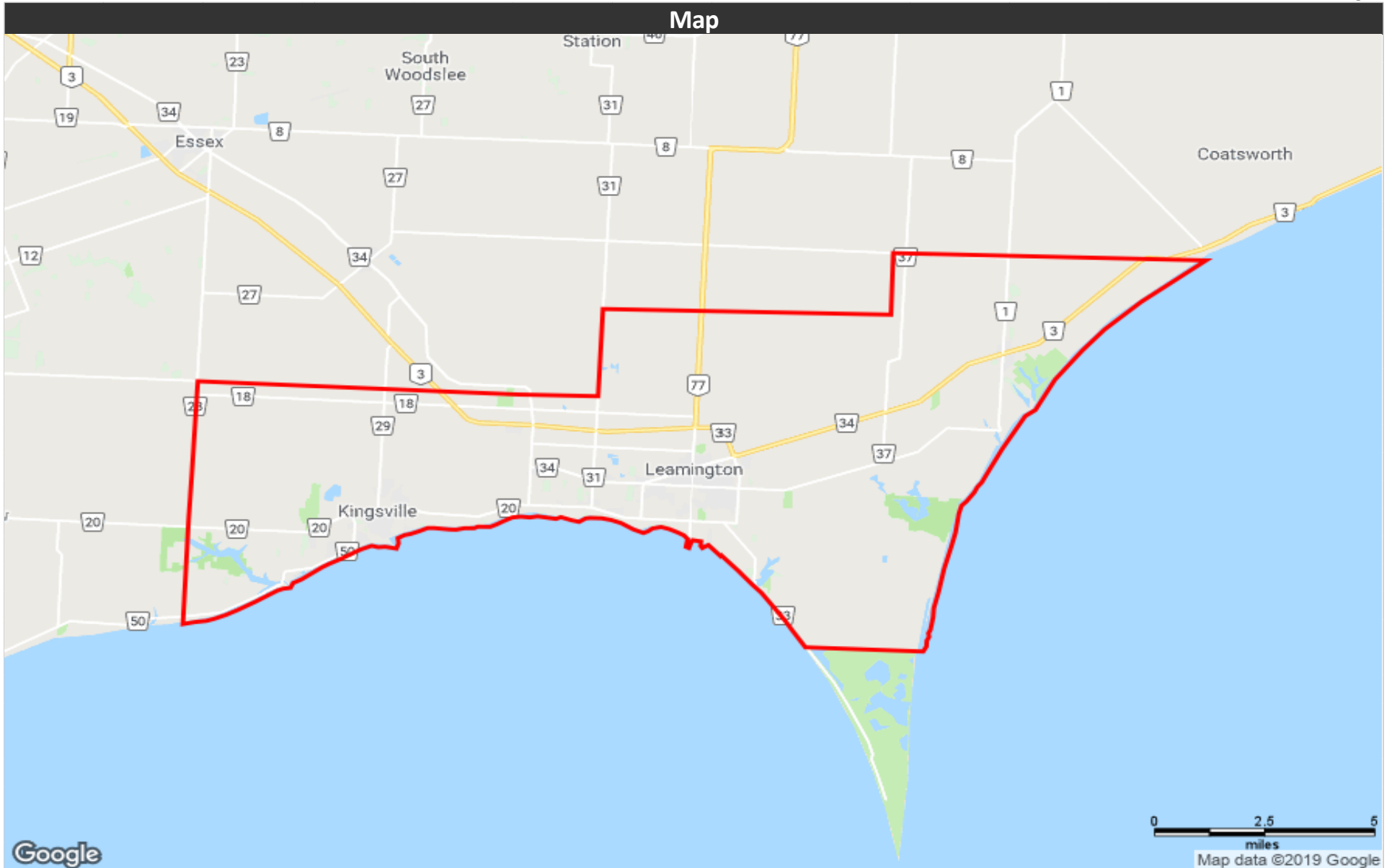


# Leamington/Wheatley/Kingsville Southpoint Sun



## Distribution Map

Map



Google