

# Listowel Independent Plus



## Summary Report

June 7, 2019

Market Information		
Average Household Spending / Yr		
Mortgage payments	\$	5,817
Cell Phone, Pager & Services	\$	1,174
Internet Access Services	\$	483
Home Renovations	\$	763
Retirement & pension fund payments	\$	1,317
Lotteries	\$	580
Health Insurance	\$	492
Household appliances	\$	585
Furnishings	\$	1,372
Computer hardware	\$	167
Auto/Truck Purchase	\$	8,620
Auto/Truck Rental or Lease	\$	141
Air Travel	\$	631

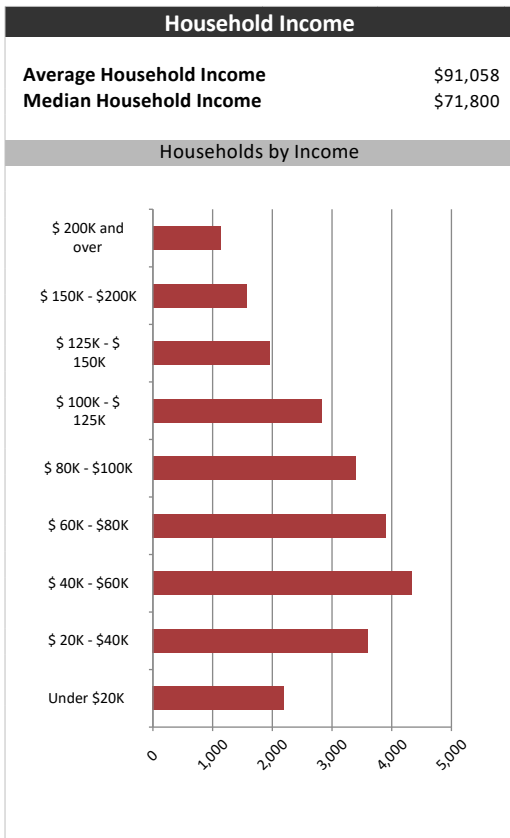
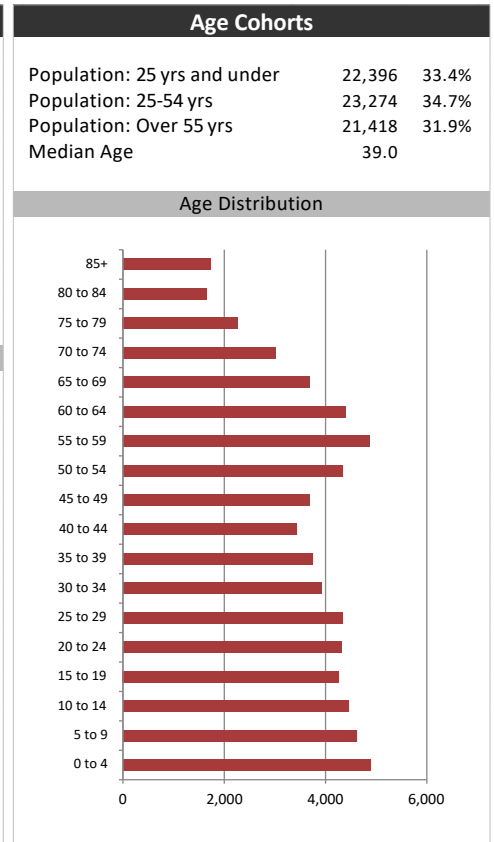
  

Age of Home Owners		
15 to 24 years	702	2.8%
25 to 34 years	3,736	15.1%
35 to 44 years	3,638	14.7%
45 to 54 years	4,304	17.4%
55 to 64 years	5,237	21.2%
65 to 74 years	3,837	15.5%
75 years or over	3,261	13.2%

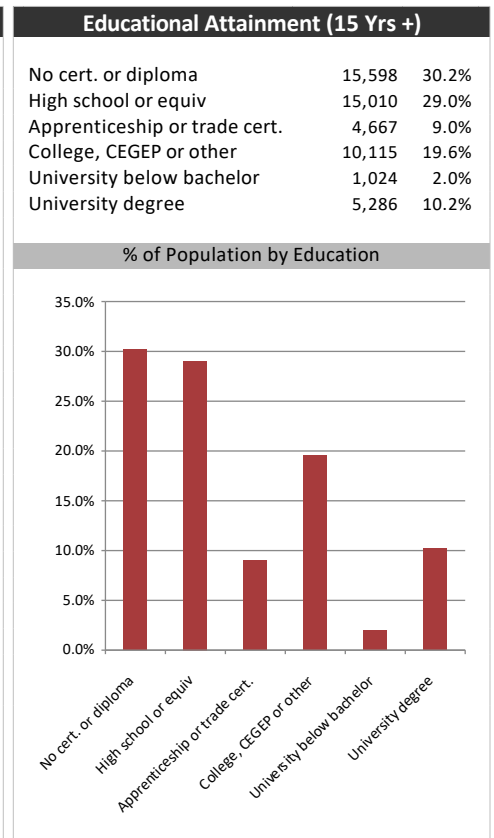
Population & Household Summary	
Total Population	67,087
Population Growth 2013-2018	1.8%
Population Growth 2018-2023	1.8%
Total Households	24,715
Household Growth 2013-2018	2.8%
Household Growth 2018-2023	1.8%
% of Households with Children	41.2%
% of Households - Married w/ Kids	33.6%
% of Households - Single Parent	7.5%

% of Households by Household Size	
1 person	24.0%
2 persons	37.0%
3 persons	13.0%
4 persons	13.0%
5 or more persons	13.0%



Visible Minorities & Language	
<b>Population by Visible Minority</b>	
Chinese	0.2%
South Asian	0.2%
Black	0.5%
Filipino	0.1%
Latin American	0.1%
Southeast Asian	0.0%
Arab	0.0%
West Asian	0.0%
Korean	0.1%
Japanese	0.1%
Visible minority, n.i.e.	0.1%
Multiple visible minorities	0.0%
<b>Population by Mother Tongue</b>	
Single Responses	99.4%
English	83.9%
French	0.6%
Non-Official languages	14.9%
Multiple responses	0.6%



# Listowel Independent Plus

## Distribution Map

Map

