

Manitoulin West Recorder



Summary Report

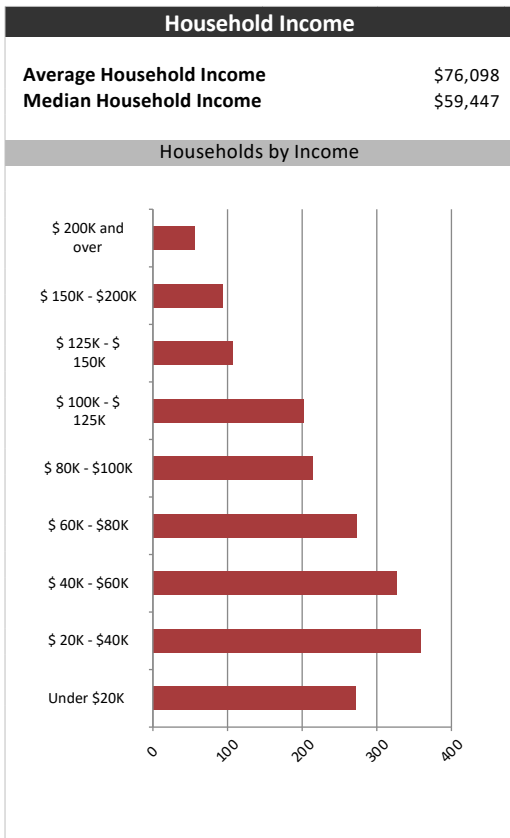
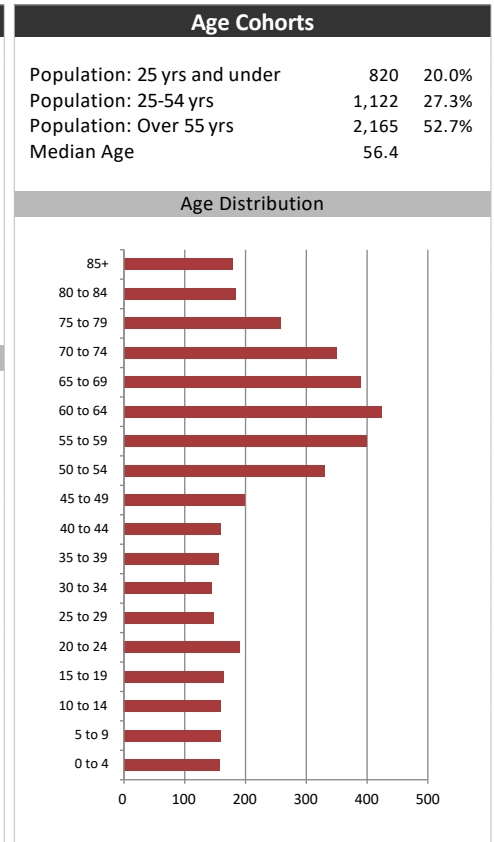
June 7, 2019

Market Information		
Average Household Spending / Yr		
Mortgage payments	\$	2,579
Cell Phone, Pager & Services	\$	800
Internet Access Services	\$	431
Home Renovations	\$	1,480
Retirement & pension fund payments	\$	900
Lotteries	\$	1,217
Health Insurance	\$	346
Household appliances	\$	629
Furnishings	\$	811
Computer hardware	\$	141
Auto/Truck Purchase	\$	6,094
Auto/Truck Rental or Lease	\$	80
Air Travel	\$	551

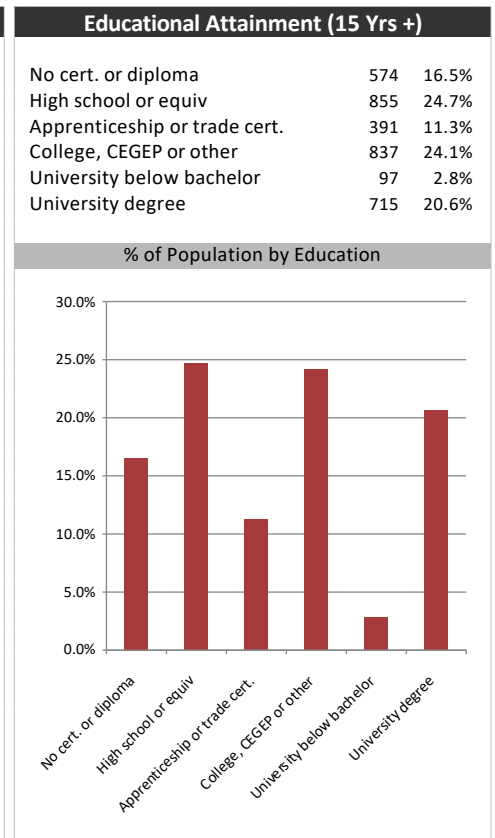
Age of Home Owners		
15 to 24 years	27	1.4%
25 to 34 years	121	6.4%
35 to 44 years	154	8.2%
45 to 54 years	258	13.7%
55 to 64 years	491	26.1%
65 to 74 years	461	24.5%
75 years or over	372	19.7%

Population & Household Summary	
Total Population	4,106
Population Growth 2013-2018	3.7%
Population Growth 2018-2023	1.8%
Total Households	1,884
Household Growth 2013-2018	6.6%
Household Growth 2018-2023	2.0%
% of Households with Children	24.6%
% of Households - Married w/ Kids	17.5%
% of Households - Single Parent	7.1%

% of Households by Household Size	
1 person	30.0%
2 persons	49.0%
3 persons	8.0%
4 persons	9.0%
5 or more persons	4.0%



Visible Minorities & Language	
Population by Visible Minority	
Chinese	0.0%
South Asian	0.0%
Black	0.0%
Filipino	0.0%
Latin American	0.1%
Southeast Asian	0.0%
Arab	0.0%
West Asian	0.0%
Korean	0.0%
Japanese	0.0%
Visible minority, n.i.e.	0.0%
Multiple visible minorities	0.0%
Population by Mother Tongue	
Single Responses	99.4%
English	91.0%
French	4.0%
Non-Official languages	4.4%
Multiple responses	0.6%



Manitoulin West Recorder

Map

