

Manotick Messenger



Summary Report

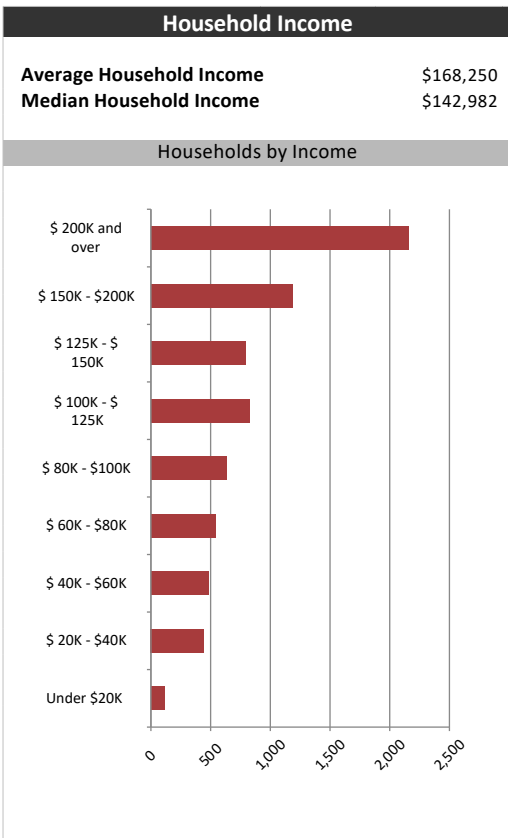
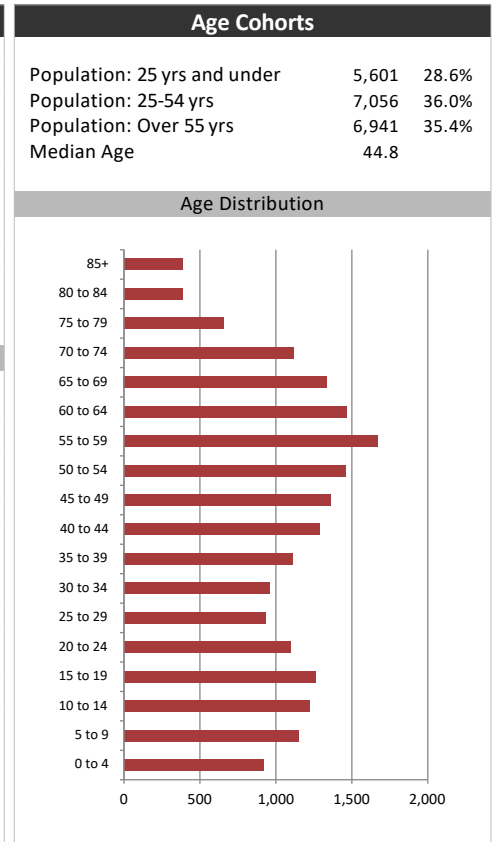
March 15, 2021

Market Information		
Average Household Spending / Yr		
Mortgage payments	\$	9,073
Cell Phone, Pager & Services	\$	1,663
Internet Access Services	\$	702
Home Renovations	\$	4,061
Retirement & pension fund payments	\$	4,224
Lotteries	\$	1,107
Health Insurance	\$	1,385
Household appliances	\$	1,129
Furnishings	\$	3,713
Computer hardware	\$	394
Auto/Truck Purchase	\$	14,637
Auto/Truck Rental or Lease	\$	278
Air Travel	\$	1,317

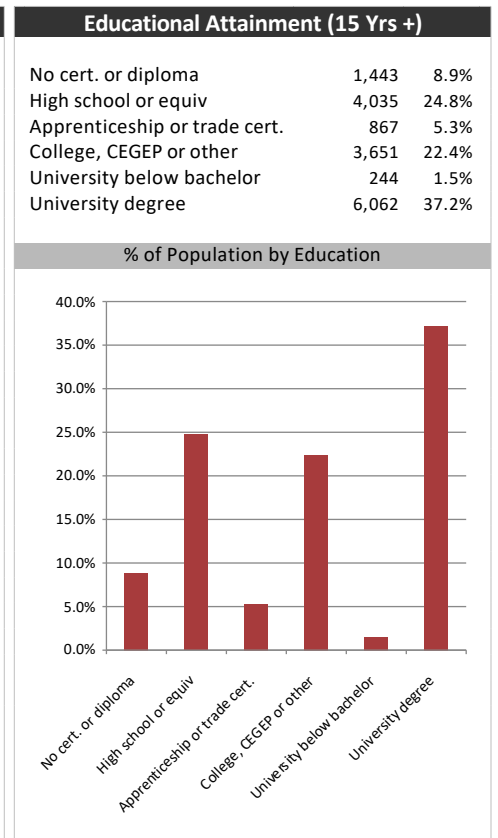
Age of Home Owners		
15 to 24 years	85	1.2%
25 to 34 years	640	9.0%
35 to 44 years	1,143	16.2%
45 to 54 years	1,427	20.2%
55 to 64 years	1,645	23.3%
65 to 74 years	1,268	17.9%
75 years or over	864	12.2%

Population & Household Summary	
Total Population	19,598
Population Growth 2015-2020	13.4%
Population Growth 2020-2025	10.8%
Total Households	7,072
Household Growth 2015-2020	12.1%
Household Growth 2020-2025	10.4%
% of Households with Children	47.5%
% of Households - Married w/ Kids	40.8%
% of Households - Single Parent	6.7%

% of Households by Household Size	
1 person	15.0%
2 persons	39.0%
3 persons	17.0%
4 persons	19.0%
5 or more persons	10.0%



Visible Minorities & Language	
Population by Visible Minority	
Chinese	2.4%
South Asian	2.8%
Black	1.9%
Filipino	0.5%
Latin American	0.7%
Southeast Asian	0.7%
Arab	1.5%
West Asian	0.3%
Korean	0.3%
Japanese	0.1%
Visible minority, n.i.e.	0.3%
Multiple visible minorities	0.4%
Population by Mother Tongue	
Single Responses	98.0%
English	78.6%
French	7.7%
Non-Official languages	11.6%
Multiple responses	2.0%



Manotick Messenger

Map

