

Markham Economist & Sun



Summary Report

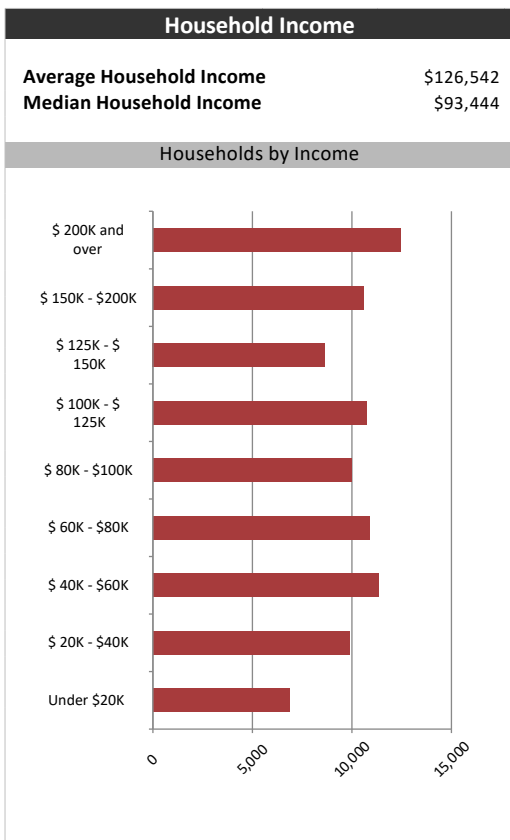
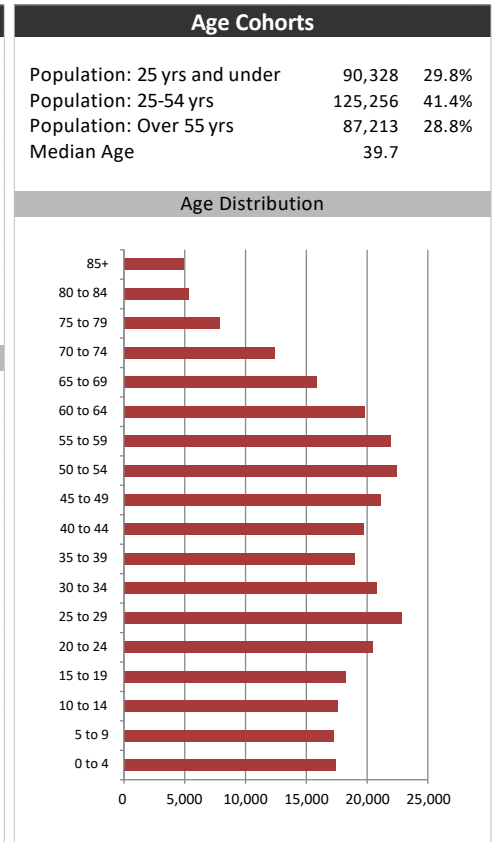
June 7, 2019

Market Information		
Average Household Spending / Yr		
Mortgage payments	\$	11,594
Cell Phone, Pager & Services	\$	1,670
Internet Access Services	\$	596
Home Renovations	\$	2,566
Retirement & pension fund payments	\$	1,751
Lotteries	\$	865
Health Insurance	\$	626
Household appliances	\$	621
Furnishings	\$	2,025
Computer hardware	\$	406
Auto/Truck Purchase	\$	7,926
Auto/Truck Rental or Lease	\$	467
Air Travel	\$	3,090

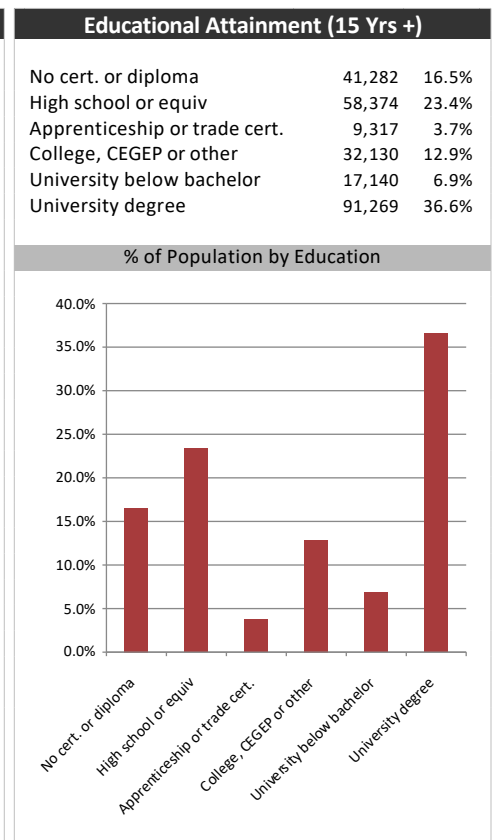
Age of Home Owners		
15 to 24 years	964	1.1%
25 to 34 years	10,534	11.6%
35 to 44 years	16,840	18.6%
45 to 54 years	21,948	24.2%
55 to 64 years	20,802	22.9%
65 to 74 years	13,043	14.4%
75 years or over	6,585	7.3%

Population & Household Summary	
Total Population	302,796
Population Growth 2013-2018	10.4%
Population Growth 2018-2023	8.7%
Total Households	90,716
Household Growth 2013-2018	13.4%
Household Growth 2018-2023	9.2%
% of Households with Children	63.0%
% of Households - Married w/ Kids	55.5%
% of Households - Single Parent	7.5%

% of Households by Household Size	
1 person	~11.5%
2 persons	~23.5%
3 persons	~21.0%
4 persons	~24.5%
5 or more persons	~19.5%



Visible Minorities & Language	
Population by Visible Minority	
Chinese	44.1%
South Asian	21.2%
Black	3.6%
Filipino	3.4%
Latin American	0.5%
Southeast Asian	0.8%
Arab	1.3%
West Asian	1.0%
Korean	0.5%
Japanese	0.3%
Visible minority, n.i.e.	0.7%
Multiple visible minorities	2.2%
Population by Mother Tongue	
Single Responses	96.0%
English	34.2%
French	0.6%
Non-Official languages	61.2%
Multiple responses	4.0%



Markham Economist & Sun



Distribution Map

Map

