

Midland Penetanguishene Mirror



Summary Report

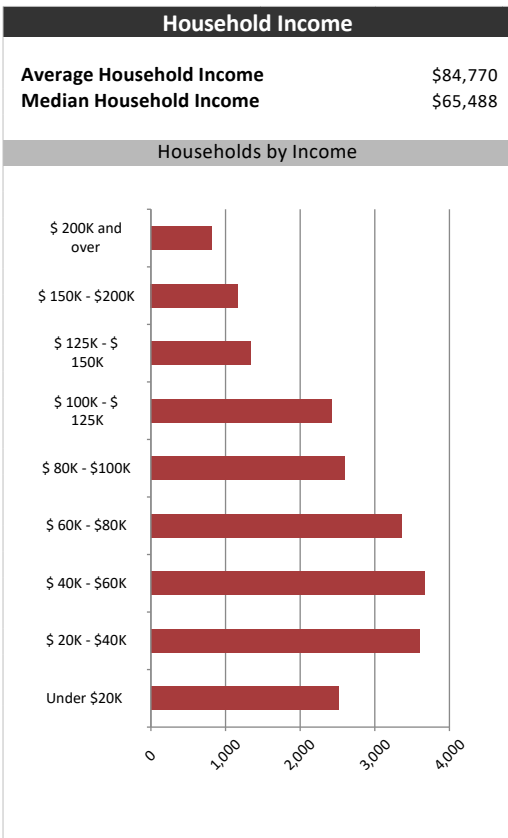
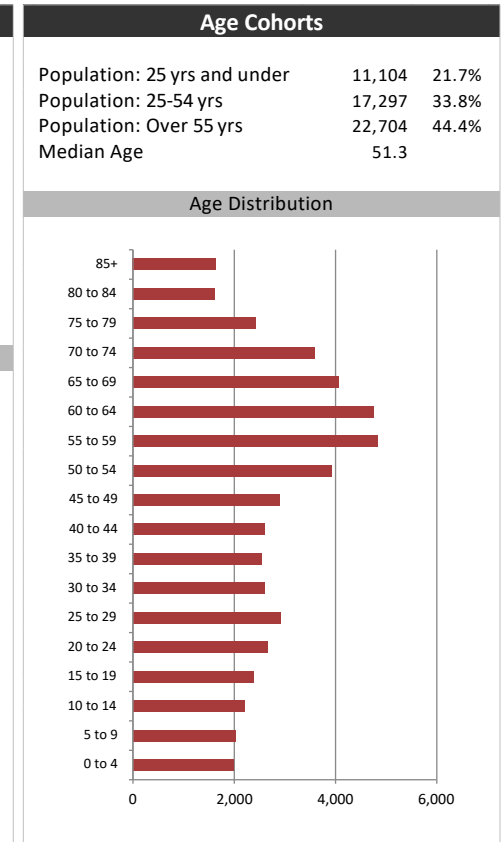
June 7, 2019

Market Information		
Average Household Spending / Yr		
Mortgage payments	\$	5,551
Cell Phone, Pager & Services	\$	1,023
Internet Access Services	\$	472
Home Renovations	\$	511
Retirement & pension fund payments	\$	1,428
Lotteries	\$	749
Health Insurance	\$	401
Household appliances	\$	555
Furnishings	\$	1,132
Computer hardware	\$	196
Auto/Truck Purchase	\$	6,469
Auto/Truck Rental or Lease	\$	175
Air Travel	\$	923

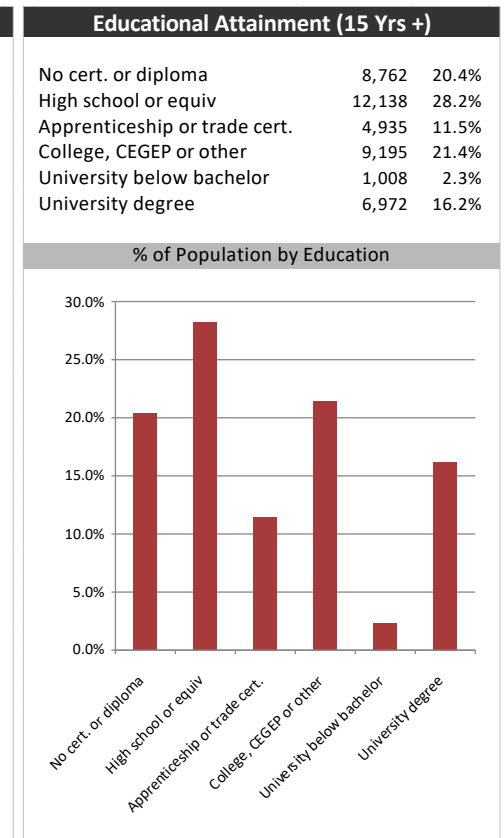
Age of Home Owners		
15 to 24 years	257	1.2%
25 to 34 years	2,220	10.4%
35 to 44 years	2,487	11.7%
45 to 54 years	3,612	17.0%
55 to 64 years	5,092	23.9%
65 to 74 years	4,382	20.6%
75 years or over	3,239	15.2%

Population & Household Summary	
Total Population	51,105
Population Growth 2013-2018	3.6%
Population Growth 2018-2023	3.8%
Total Households	21,290
Household Growth 2013-2018	4.4%
Household Growth 2018-2023	3.9%
% of Households with Children	35.2%
% of Households - Married w/ Kids	23.3%
% of Households - Single Parent	11.9%

% of Households by Household Size	
1 person	26.5%
2 persons	41.5%
3 persons	14.5%
4 persons	11.5%
5 or more persons	5.5%



Visible Minorities & Language	
Population by Visible Minority	
Chinese	0.4%
South Asian	0.2%
Black	1.3%
Filipino	0.1%
Latin American	0.1%
Southeast Asian	0.1%
Arab	0.0%
West Asian	0.0%
Korean	0.1%
Japanese	0.0%
Visible minority, n.i.e.	0.0%
Multiple visible minorities	0.2%
Population by Mother Tongue	
Single Responses	99.1%
English	85.7%
French	6.9%
Non-Official languages	6.5%
Multiple responses	0.9%



Midland Penetanguishene Mirror



Distribution Map

Map

