

# Mildmay Town & Country Crier



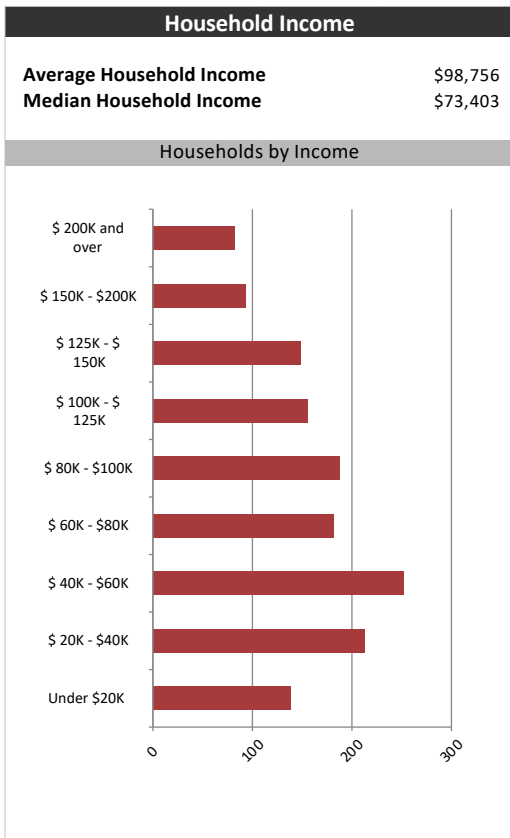
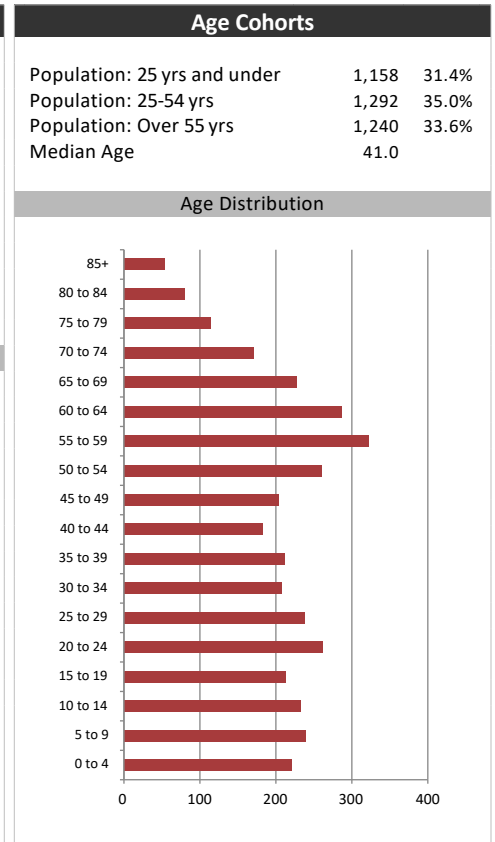
## Summary Report

June 7, 2019

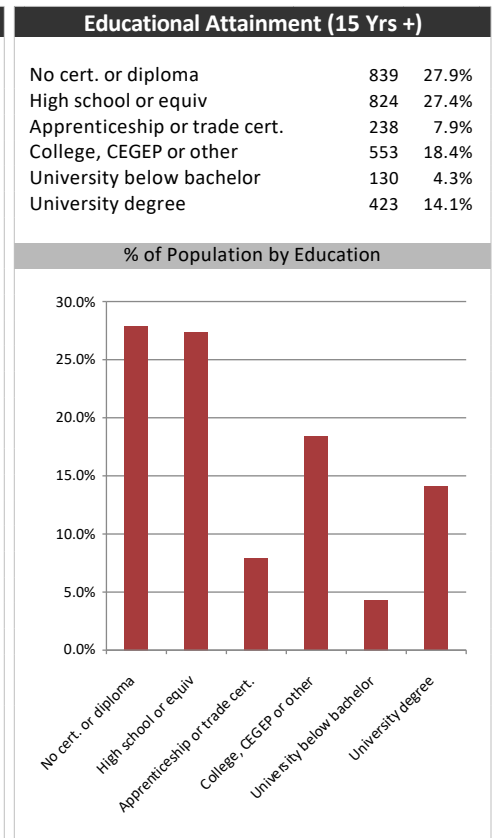
Market Information		
Average Household Spending / Yr		
Mortgage payments	\$	5,632
Cell Phone, Pager & Services	\$	1,199
Internet Access Services	\$	508
Home Renovations	\$	887
Retirement & pension fund payments	\$	1,556
Lotteries	\$	593
Health Insurance	\$	600
Household appliances	\$	558
Furnishings	\$	1,421
Computer hardware	\$	159
Auto/Truck Purchase	\$	9,862
Auto/Truck Rental or Lease	\$	126
Air Travel	\$	536
Age of Home Owners		
15 to 24 years	31	2.1%
25 to 34 years	189	13.1%
35 to 44 years	219	15.2%
45 to 54 years	225	15.7%
55 to 64 years	326	22.7%
65 to 74 years	260	18.0%
75 years or over	189	13.2%

Population & Household Summary	
Total Population	3,690
Population Growth 2013-2018	1.3%
Population Growth 2018-2023	1.4%
Total Households	1,439
Household Growth 2013-2018	3.9%
Household Growth 2018-2023	1.8%
% of Households with Children	42.4%
% of Households - Married w/ Kids	35.9%
% of Households - Single Parent	6.5%
% of Households by Household Size	

Household Size	% of Households
1 person	~23.5%
2 persons	~36.5%
3 persons	~15.0%
4 persons	~13.0%
5 or more persons	~11.5%



Visible Minorities & Language	
Population by Visible Minority	
Chinese	0.0%
South Asian	0.0%
Black	0.0%
Filipino	0.0%
Latin American	0.0%
Southeast Asian	0.0%
Arab	0.0%
West Asian	0.0%
Korean	0.0%
Japanese	0.0%
Visible minority, n.i.e.	0.0%
Multiple visible minorities	0.0%
Population by Mother Tongue	
Single Responses	99.8%
English	95.0%
French	0.2%
Non-Official languages	4.7%
Multiple responses	0.2%



# Mildmay Town & Country Crier

## Distribution Map

Map

