

Milton Canadian Champion



Summary Report

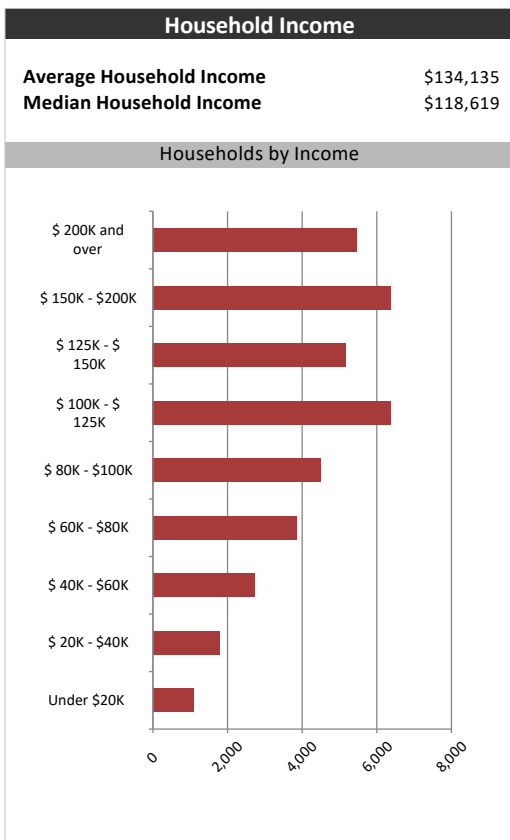
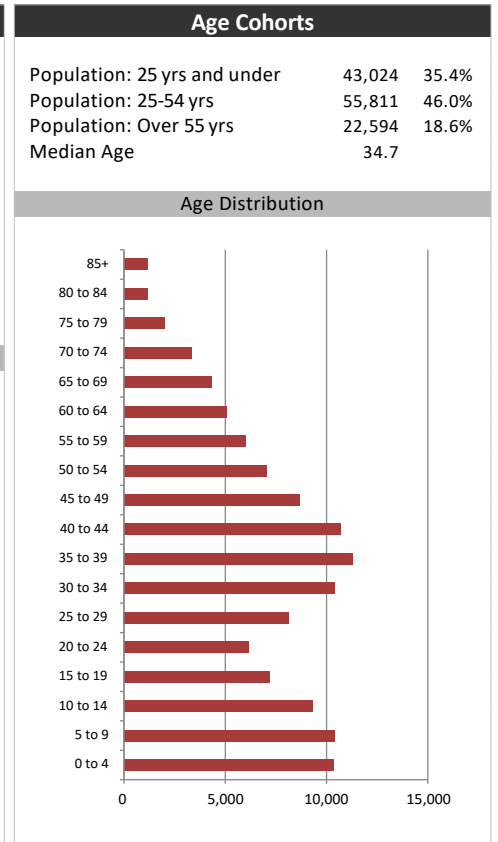
June 7, 2019

Market Information		
Average Household Spending / Yr		
Mortgage payments	\$	13,987
Cell Phone, Pager & Services	\$	1,821
Internet Access Services	\$	632
Home Renovations	\$	1,792
Retirement & pension fund payments	\$	2,431
Lotteries	\$	1,006
Health Insurance	\$	654
Household appliances	\$	675
Furnishings	\$	2,338
Computer hardware	\$	369
Auto/Truck Purchase	\$	10,067
Auto/Truck Rental or Lease	\$	399
Air Travel	\$	2,081

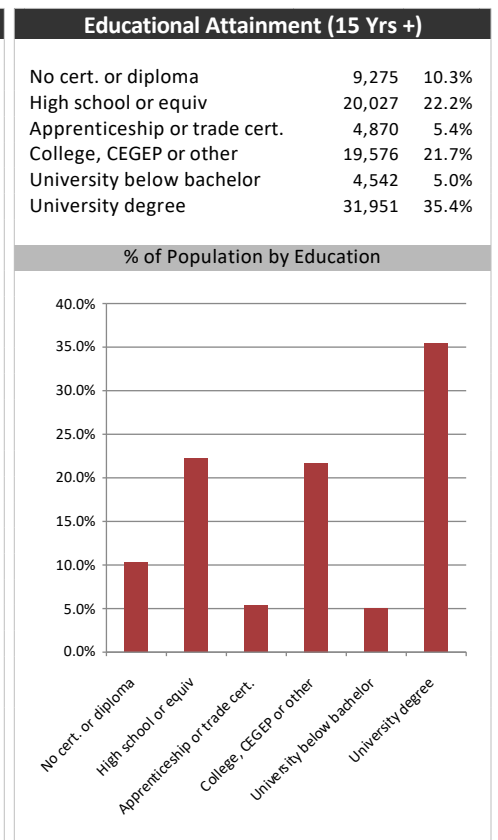
Age of Home Owners		
15 to 24 years	186	0.5%
25 to 34 years	6,342	17.1%
35 to 44 years	10,625	28.7%
45 to 54 years	8,690	23.5%
55 to 64 years	5,682	15.4%
65 to 74 years	3,607	9.7%
75 years or over	1,880	5.1%

Population & Household Summary	
Total Population	121,429
Population Growth 2013-2018	22.4%
Population Growth 2018-2023	13.0%
Total Households	37,013
Household Growth 2013-2018	16.7%
Household Growth 2018-2023	13.5%
% of Households with Children	61.1%
% of Households - Married w/ Kids	52.2%
% of Households - Single Parent	8.9%

% of Households by Household Size	
1 person	13.0%
2 persons	25.5%
3 persons	18.5%
4 persons	25.5%
5 or more persons	17.5%



Visible Minorities & Language	
Population by Visible Minority	
Chinese	2.4%
South Asian	16.2%
Black	3.6%
Filipino	3.4%
Latin American	1.9%
Southeast Asian	0.7%
Arab	2.4%
West Asian	0.5%
Korean	0.4%
Japanese	0.2%
Visible minority, n.i.e.	0.8%
Multiple visible minorities	1.3%
Population by Mother Tongue	
Single Responses	96.6%
English	64.6%
French	1.5%
Non-Official languages	30.5%
Multiple responses	3.4%



Milton Canadian Champion



Distribution Map

