

# Mississauga News



## Summary Report

June 7, 2019

Market Information		
Average Household Spending / Yr		
Mortgage payments	\$	8,535
Cell Phone, Pager & Services	\$	1,487
Internet Access Services	\$	557
Home Renovations	\$	1,500
Retirement & pension fund payments	\$	1,556
Lotteries	\$	954
Health Insurance	\$	534
Household appliances	\$	567
Furnishings	\$	1,796
Computer hardware	\$	319
Auto/Truck Purchase	\$	6,243
Auto/Truck Rental or Lease	\$	348
Air Travel	\$	2,523

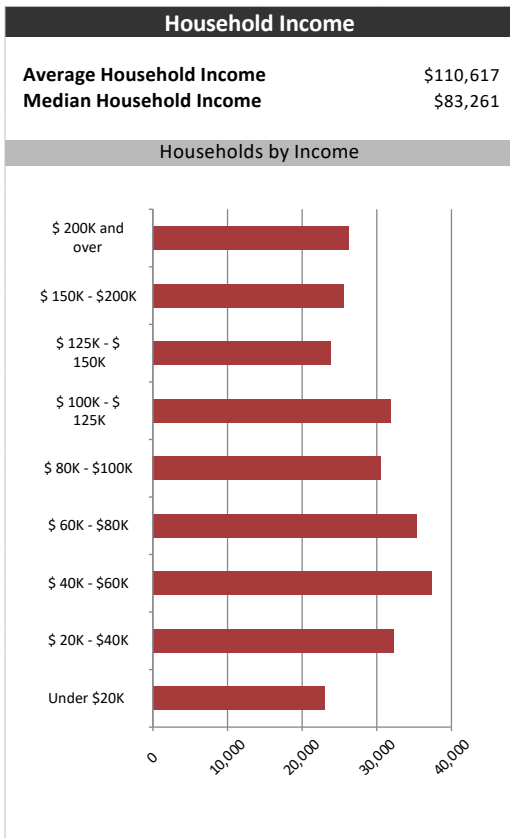
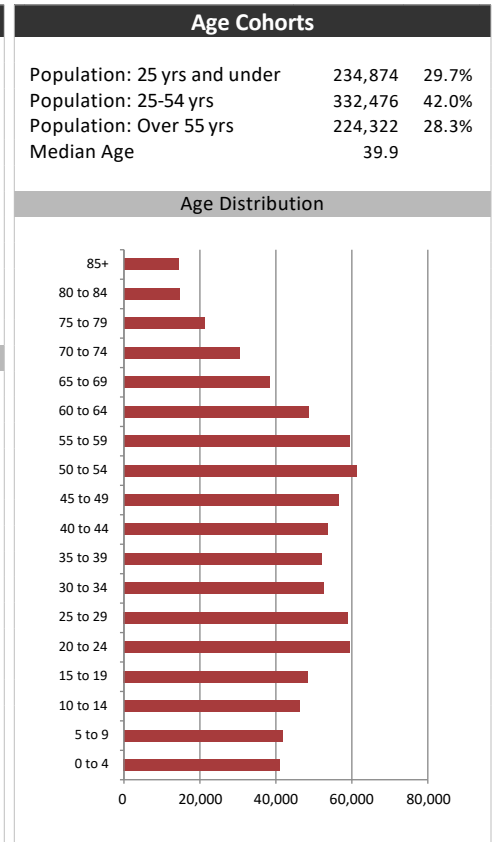
  

Age of Home Owners		
15 to 24 years	3,641	1.4%
25 to 34 years	29,186	11.1%
35 to 44 years	48,399	18.3%
45 to 54 years	62,333	23.6%
55 to 64 years	59,527	22.5%
65 to 74 years	36,662	13.9%
75 years or over	24,317	9.2%

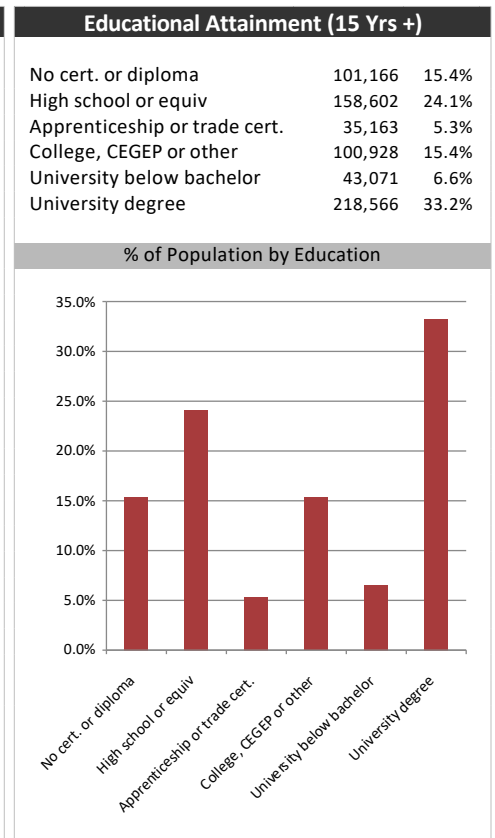
Population & Household Summary	
Total Population	791,672
Population Growth 2013-2018	5.8%
Population Growth 2018-2023	7.4%
Total Households	264,065
Household Growth 2013-2018	6.5%
Household Growth 2018-2023	8.2%
% of Households with Children	56.8%
% of Households - Married w/ Kids	44.8%
% of Households - Single Parent	12.0%

% of Households by Household Size	
1 person	18.8%
2 persons	26.2%
3 persons	19.2%
4 persons	20.5%
5 or more persons	15.3%



Visible Minorities & Language	
<b>Population by Visible Minority</b>	
Chinese	7.4%
South Asian	22.2%
Black	6.4%
Filipino	5.1%
Latin American	2.1%
Southeast Asian	1.9%
Arab	3.9%
West Asian	1.1%
Korean	0.9%
Japanese	0.3%
Visible minority, n.i.e.	1.2%
Multiple visible minorities	1.5%
<b>Population by Mother Tongue</b>	
Single Responses	95.4%
English	46.1%
French	1.1%
Non-Official languages	48.2%
Multiple responses	4.6%



# Mississauga News



## Distribution Map

