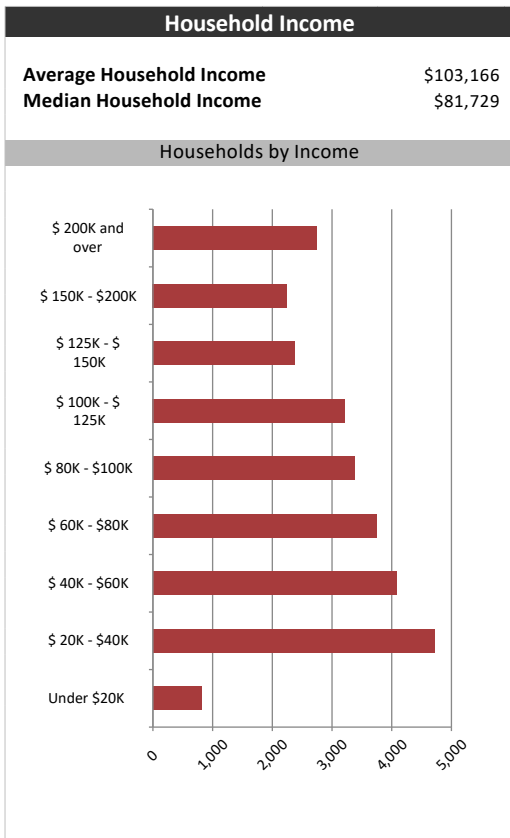
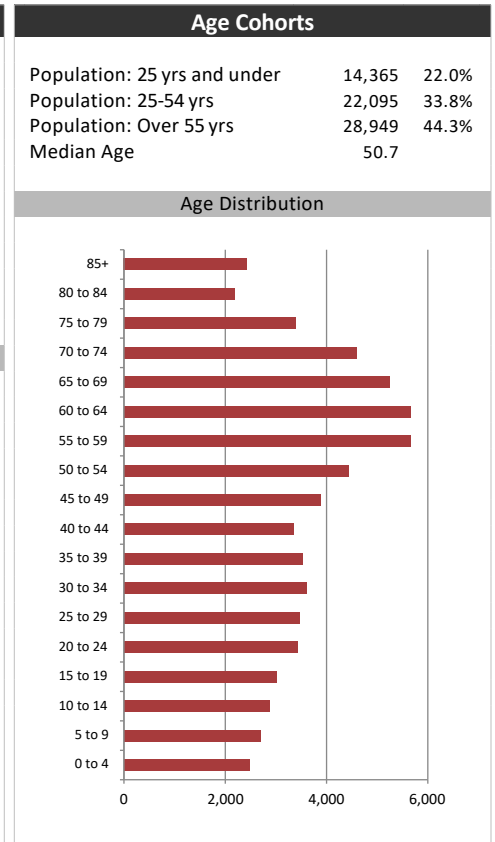


Market Information		
Average Household Spending / Yr		
Mortgage payments	\$	5,173
Cell Phone, Pager & Services	\$	1,061
Internet Access Services	\$	501
Home Renovations	\$	1,394
Retirement & pension fund payments	\$	1,386
Lotteries	\$	927
Health Insurance	\$	482
Household appliances	\$	696
Furnishings	\$	1,650
Computer hardware	\$	187
Auto/Truck Purchase	\$	6,380
Auto/Truck Rental or Lease	\$	211
Air Travel	\$	307

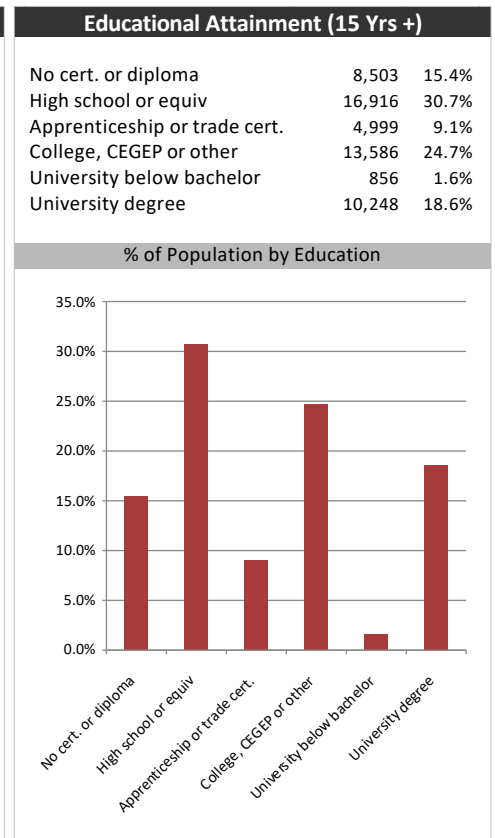
Age of Home Owners		
15 to 24 years	410	1.5%
25 to 34 years	2,698	10.0%
35 to 44 years	3,495	12.9%
45 to 54 years	4,326	16.0%
55 to 64 years	6,050	22.3%
65 to 74 years	5,640	20.8%
75 years or over	4,483	16.5%

Population & Household Summary	
Total Population	65,409
Population Growth 2015-2020	5.4%
Population Growth 2020-2025	5.5%
Total Households	27,103
Household Growth 2015-2020	4.6%
Household Growth 2020-2025	5.0%
% of Households with Children	33.9%
% of Households - Married w/ Kids	24.3%
% of Households - Single Parent	9.5%

% of Households by Household Size	
1 person	25.5%
2 persons	43.0%
3 persons	13.5%
4 persons	11.0%
5 or more persons	5.5%



Visible Minorities & Language	
Population by Visible Minority	
Chinese	0.3%
South Asian	0.3%
Black	0.7%
Filipino	0.2%
Latin American	0.1%
Southeast Asian	0.1%
Arab	0.0%
West Asian	0.0%
Korean	0.1%
Japanese	0.1%
Visible minority, n.i.e.	0.2%
Multiple visible minorities	0.1%
Population by Mother Tongue	
Single Responses	99.5%
English	93.8%
French	1.3%
Non-Official languages	4.4%
Multiple responses	0.5%



Muskoka, Muskokaregion.com



Distribution Map

Map

