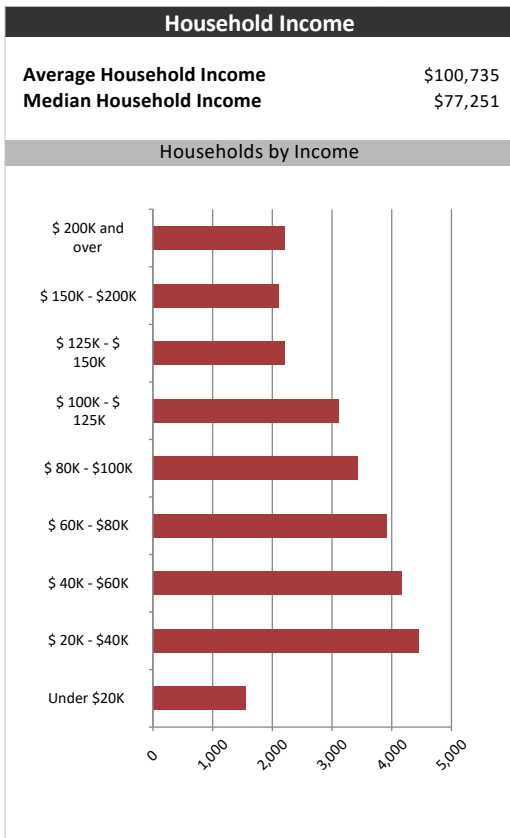
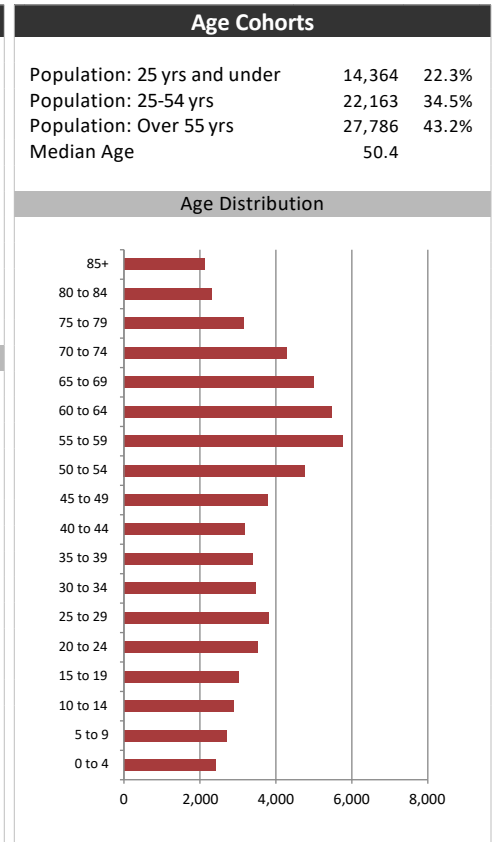


Market Information		
Average Household Spending / Yr		
Mortgage payments	\$	5,518
Cell Phone, Pager & Services	\$	1,013
Internet Access Services	\$	487
Home Renovations	\$	1,338
Retirement & pension fund payments	\$	1,428
Lotteries	\$	897
Health Insurance	\$	451
Household appliances	\$	678
Furnishings	\$	1,633
Computer hardware	\$	185
Auto/Truck Purchase	\$	6,625
Auto/Truck Rental or Lease	\$	219
Air Travel	\$	328

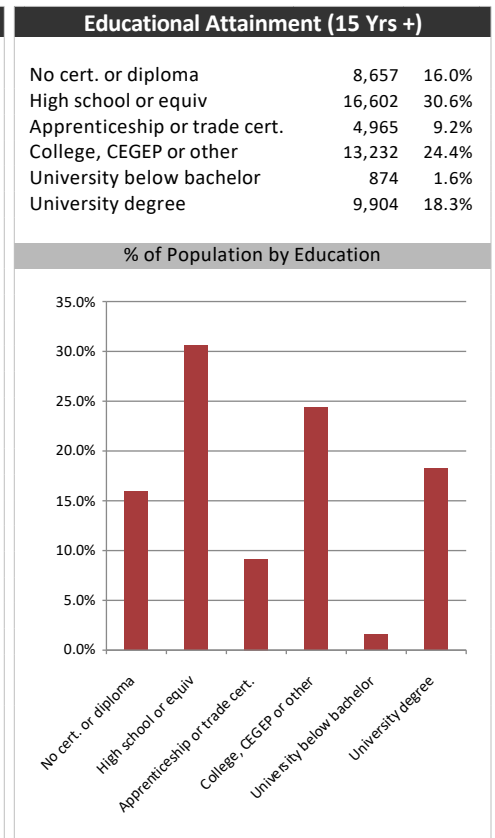
Age of Home Owners		
15 to 24 years	415	1.5%
25 to 34 years	2,809	10.4%
35 to 44 years	3,378	12.6%
45 to 54 years	4,514	16.8%
55 to 64 years	6,086	22.6%
65 to 74 years	5,369	20.0%
75 years or over	4,324	16.1%

Population & Household Summary	
Total Population	64,312
Population Growth 2014-2019	3.5%
Population Growth 2019-2024	1.1%
Total Households	26,896
Household Growth 2014-2019	4.4%
Household Growth 2019-2024	1.1%
% of Households with Children	33.8%
% of Households - Married w/ Kids	24.3%
% of Households - Single Parent	9.6%

% of Households by Household Size	
1 person	25.5%
2 persons	43.0%
3 persons	13.5%
4 persons	11.0%
5 or more persons	5.5%



Visible Minorities & Language	
Population by Visible Minority	
Chinese	0.3%
South Asian	0.3%
Black	0.6%
Filipino	0.2%
Latin American	0.1%
Southeast Asian	0.1%
Arab	0.0%
West Asian	0.0%
Korean	0.1%
Japanese	0.1%
Visible minority, n.i.e.	0.2%
Multiple visible minorities	0.1%
Population by Mother Tongue	
Single Responses	99.5%
English	93.9%
French	1.3%
Non-Official languages	4.3%
Multiple responses	0.5%



Muskoka, MuskokaRegion.com



Distribution Map

Map

