

New Hamburg Independent



Summary Report

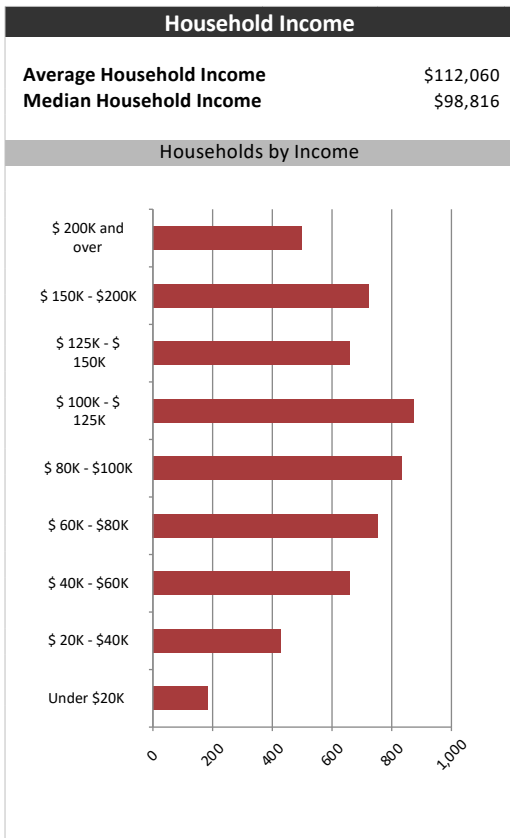
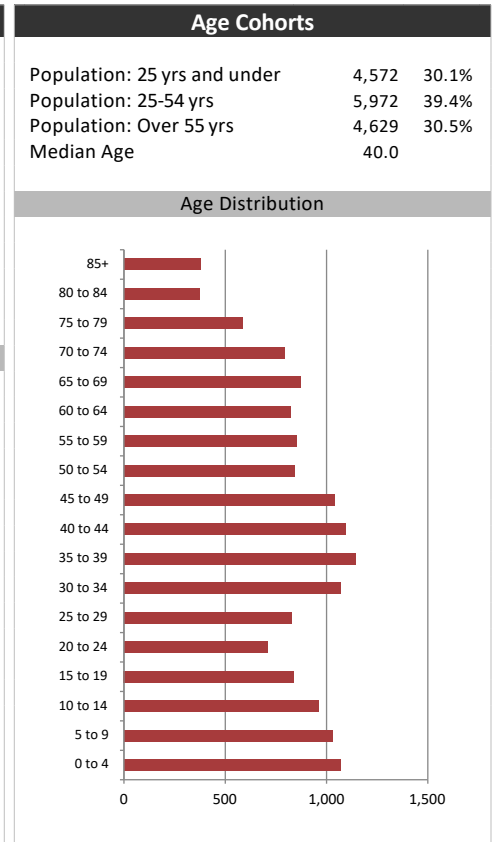
June 7, 2019

Market Information		
Average Household Spending / Yr		
Mortgage payments	\$	9,434
Cell Phone, Pager & Services	\$	1,292
Internet Access Services	\$	554
Home Renovations	\$	832
Retirement & pension fund payments	\$	1,804
Lotteries	\$	743
Health Insurance	\$	511
Household appliances	\$	734
Furnishings	\$	1,633
Computer hardware	\$	273
Auto/Truck Purchase	\$	9,033
Auto/Truck Rental or Lease	\$	233
Air Travel	\$	1,268

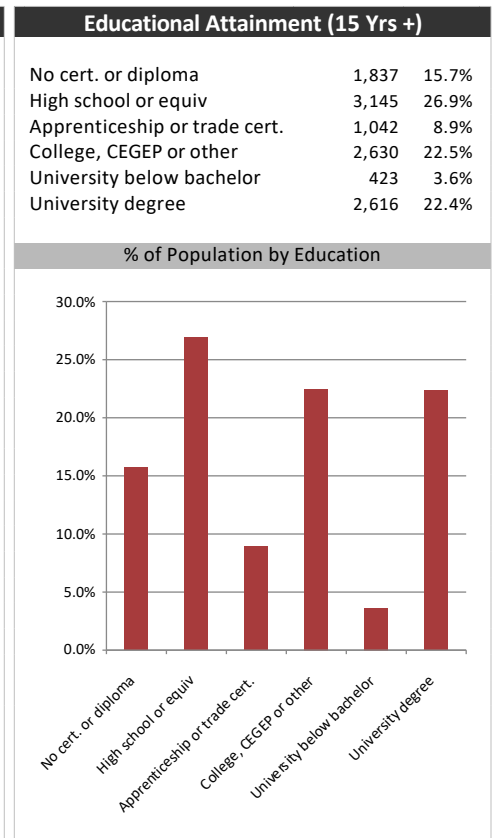
Age of Home Owners		
15 to 24 years	75	1.3%
25 to 34 years	845	15.2%
35 to 44 years	1,126	20.2%
45 to 54 years	1,019	18.3%
55 to 64 years	872	15.7%
65 to 74 years	889	16.0%
75 years or over	741	13.3%

Population & Household Summary	
Total Population	15,174
Population Growth 2013-2018	9.4%
Population Growth 2018-2023	4.7%
Total Households	5,568
Household Growth 2013-2018	10.0%
Household Growth 2018-2023	5.2%
% of Households with Children	45.4%
% of Households - Married w/ Kids	37.6%
% of Households - Single Parent	7.8%

% of Households by Household Size	
1 person	18.5%
2 persons	38.5%
3 persons	15.0%
4 persons	19.5%
5 or more persons	8.5%



Visible Minorities & Language	
Population by Visible Minority	
Chinese	0.1%
South Asian	0.7%
Black	0.5%
Filipino	0.8%
Latin American	0.3%
Southeast Asian	0.3%
Arab	0.0%
West Asian	0.2%
Korean	0.0%
Japanese	0.0%
Visible minority, n.i.e.	0.1%
Multiple visible minorities	0.0%
Population by Mother Tongue	
Single Responses	99.6%
English	90.5%
French	0.9%
Non-Official languages	8.2%
Multiple responses	0.4%



New Hamburg Independent

Distribution Map

Map

