

New Liskeard Temiskaming Speaker-FR



Summary Report

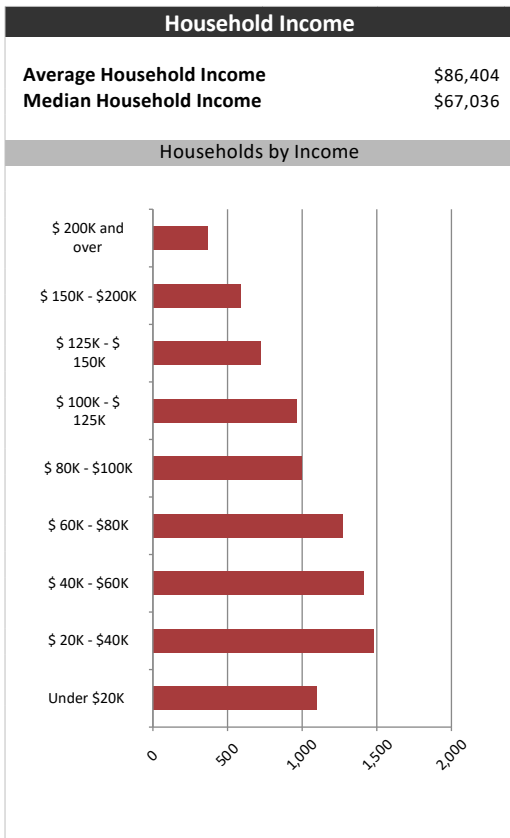
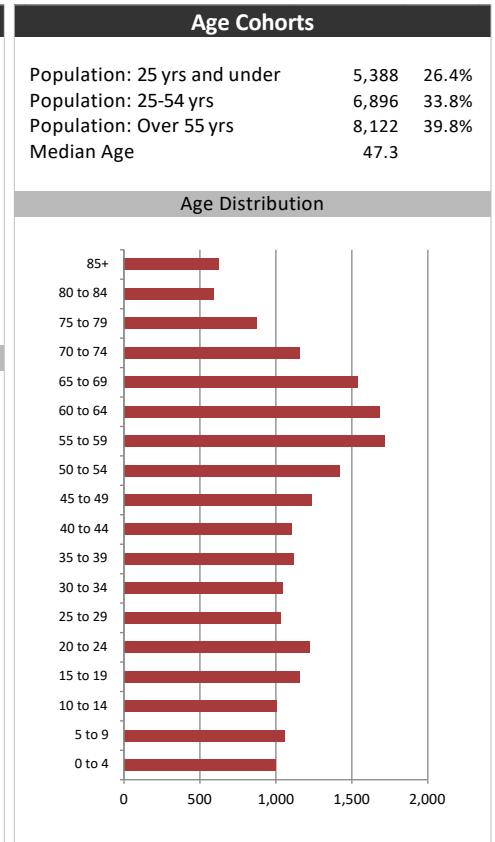
June 7, 2019

Market Information		
Average Household Spending / Yr		
Mortgage payments	\$	3,643
Cell Phone, Pager & Services	\$	948
Internet Access Services	\$	463
Home Renovations	\$	1,307
Retirement & pension fund payments	\$	1,548
Lotteries	\$	1,267
Health Insurance	\$	337
Household appliances	\$	682
Furnishings	\$	997
Computer hardware	\$	141
Auto/Truck Purchase	\$	6,742
Auto/Truck Rental or Lease	\$	68
Air Travel	\$	516

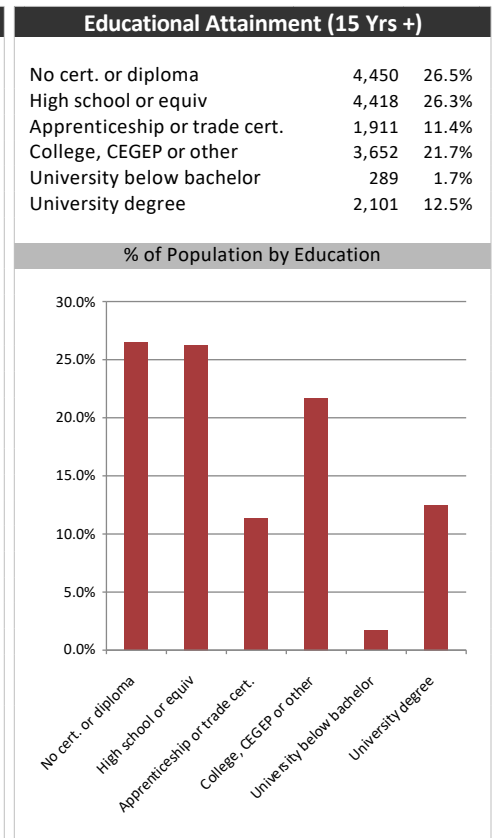
Age of Home Owners		
15 to 24 years	274	3.1%
25 to 34 years	1,022	11.6%
35 to 44 years	1,133	12.9%
45 to 54 years	1,442	16.4%
55 to 64 years	1,931	21.9%
65 to 74 years	1,653	18.8%
75 years or over	1,348	15.3%

Population & Household Summary	
Total Population	20,406
Population Growth 2013-2018	-4.6%
Population Growth 2018-2023	-2.1%
Total Households	8,804
Household Growth 2013-2018	-2.0%
Household Growth 2018-2023	-1.6%
% of Households with Children	33.3%
% of Households - Married w/ Kids	24.2%
% of Households - Single Parent	9.2%

% of Households by Household Size	
1 person	30.0%
2 persons	39.5%
3 persons	13.0%
4 persons	11.0%
5 or more persons	5.5%



Visible Minorities & Language	
Population by Visible Minority	
Chinese	0.3%
South Asian	0.3%
Black	0.5%
Filipino	0.1%
Latin American	0.0%
Southeast Asian	0.0%
Arab	0.0%
West Asian	0.0%
Korean	0.0%
Japanese	0.0%
Visible minority, n.i.e.	0.0%
Multiple visible minorities	0.1%
Population by Mother Tongue	
Single Responses	98.5%
English	68.4%
French	28.0%
Non-Official languages	2.2%
Multiple responses	1.5%



New Liskeard Temiskaming Speaker-FR



Distribution Map

