

New Liskeard Temiskaming Speaker-FR



Summary Report

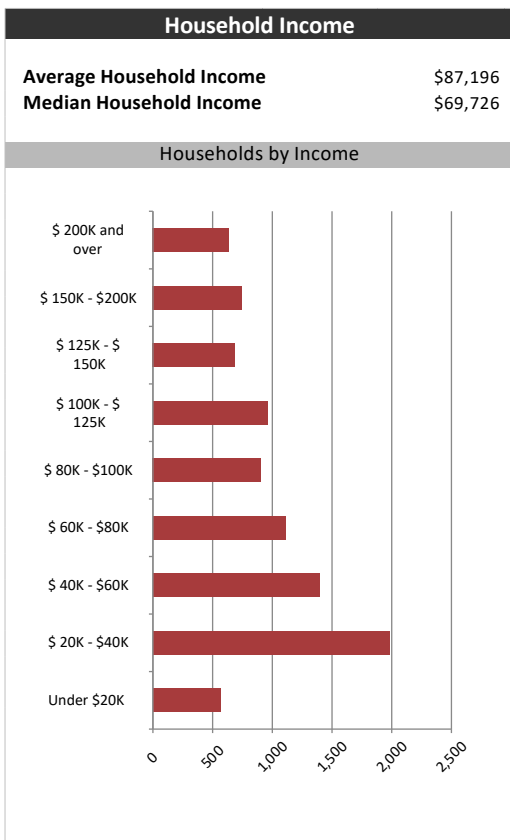
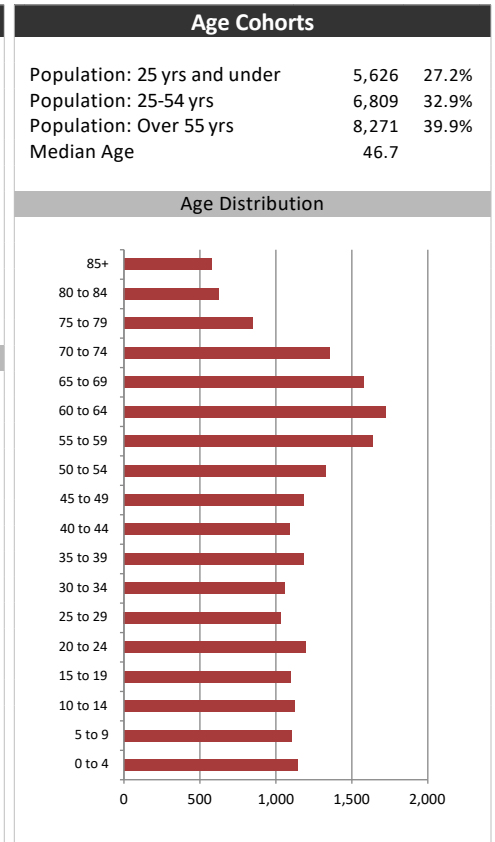
March 15, 2021

Market Information		
Average Household Spending / Yr		
Mortgage payments	\$	3,048
Cell Phone, Pager & Services	\$	1,008
Internet Access Services	\$	481
Home Renovations	\$	1,937
Retirement & pension fund payments	\$	1,516
Lotteries	\$	1,382
Health Insurance	\$	380
Household appliances	\$	741
Furnishings	\$	1,196
Computer hardware	\$	159
Auto/Truck Purchase	\$	6,563
Auto/Truck Rental or Lease	\$	65
Air Travel	\$	213

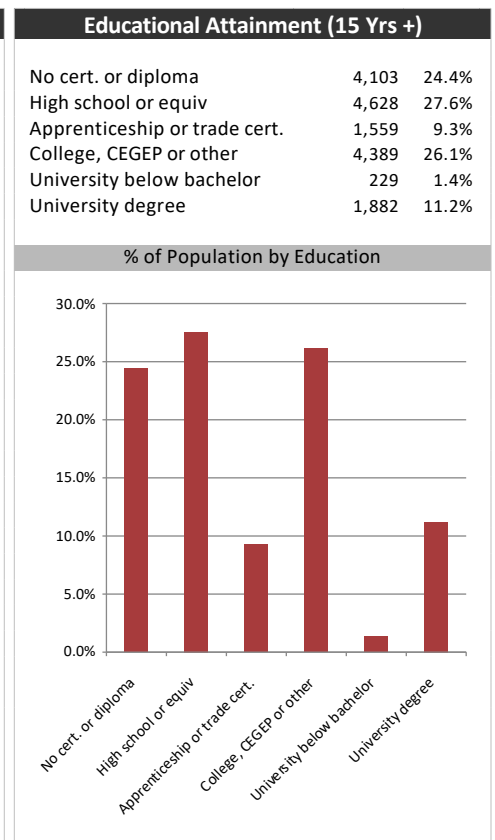
Age of Home Owners		
15 to 24 years	266	3.0%
25 to 34 years	1,018	11.5%
35 to 44 years	1,177	13.3%
45 to 54 years	1,349	15.2%
55 to 64 years	1,897	21.4%
65 to 74 years	1,827	20.6%
75 years or over	1,341	15.1%

Population & Household Summary	
Total Population	20,706
Population Growth 2015-2020	-1.0%
Population Growth 2020-2025	-0.9%
Total Households	8,876
Household Growth 2015-2020	-0.4%
Household Growth 2020-2025	-1.3%
% of Households with Children	33.1%
% of Households - Married w/ Kids	23.9%
% of Households - Single Parent	9.2%

% of Households by Household Size	
1 person	30.0%
2 persons	39.5%
3 persons	13.0%
4 persons	11.0%
5 or more persons	5.5%



Visible Minorities & Language	
Population by Visible Minority	
Chinese	0.3%
South Asian	0.4%
Black	0.6%
Filipino	0.1%
Latin American	0.1%
Southeast Asian	0.0%
Arab	0.0%
West Asian	0.0%
Korean	0.1%
Japanese	0.1%
Visible minority, n.i.e.	0.2%
Multiple visible minorities	0.2%
Population by Mother Tongue	
Single Responses	98.4%
English	66.8%
French	28.7%
Non-Official languages	2.9%
Multiple responses	1.6%



New Liskeard Temiskaming Speaker-FR



Distribution Map

