

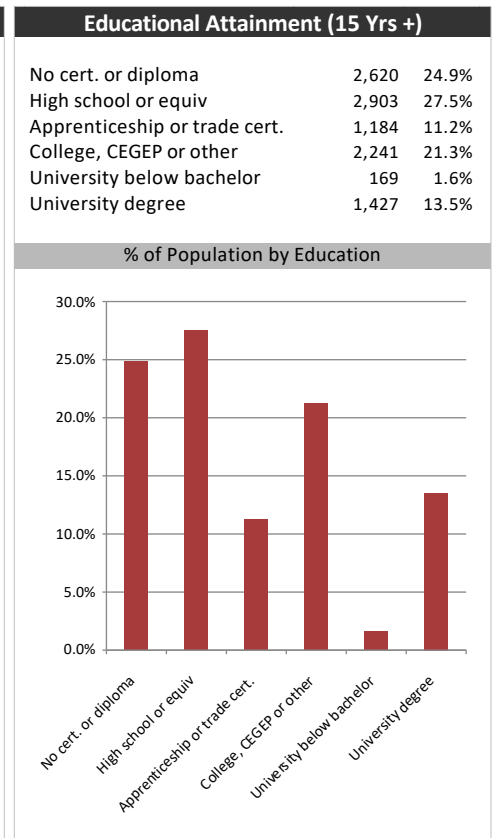

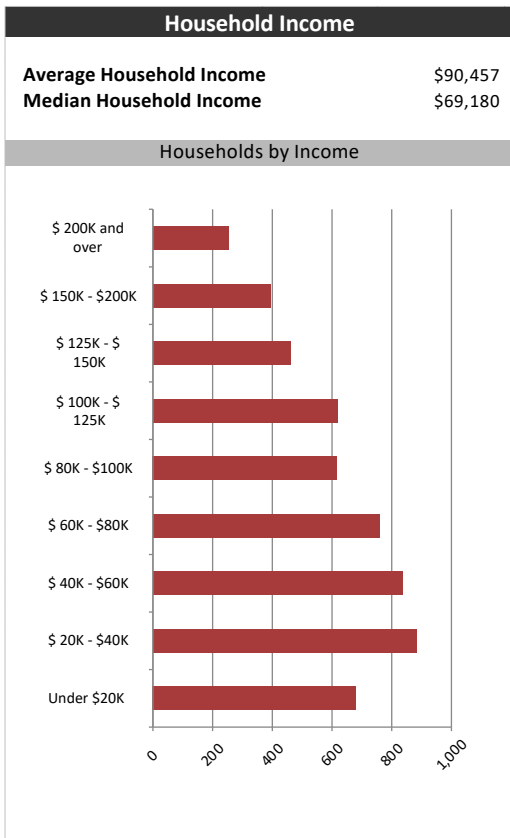
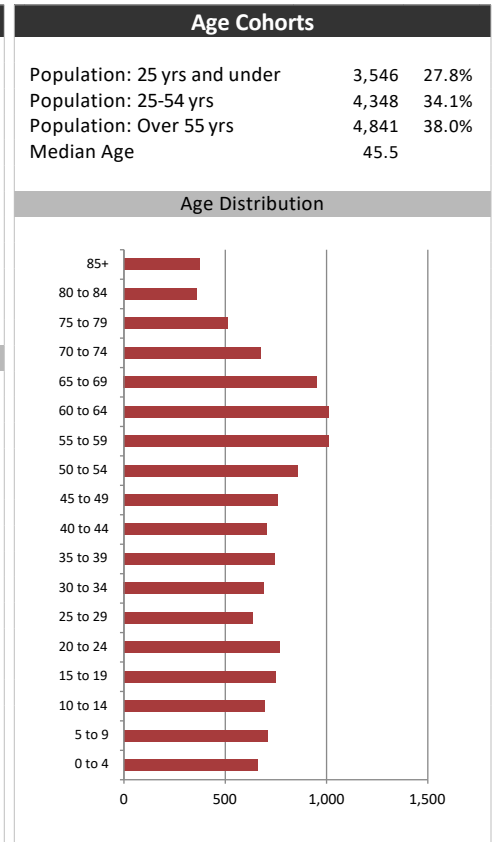
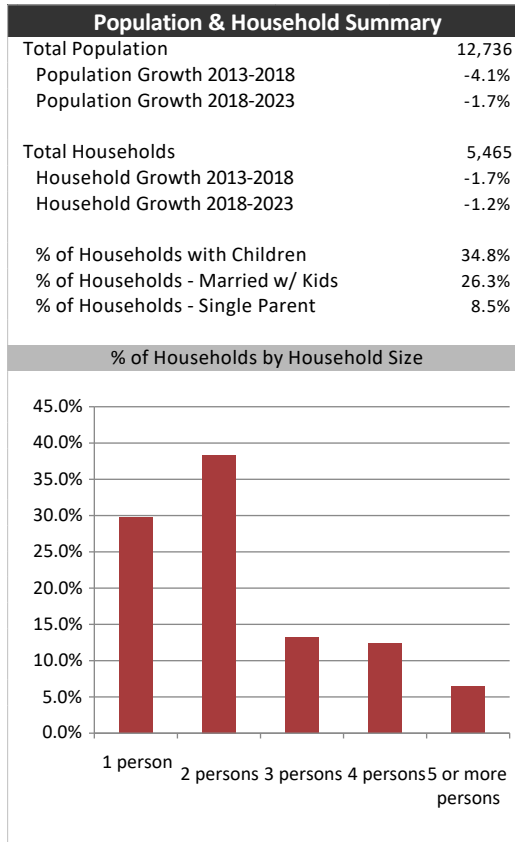
# New Liskeard Temiskaming Speaker-WE



## Summary Report

June 7, 2019

| Market Information                 |       |       |
|------------------------------------|-------|-------|
| Average Household Spending / Yr    |       |       |
| Mortgage payments                  | \$    | 3,885 |
| Cell Phone, Pager & Services       | \$    | 991   |
| Internet Access Services           | \$    | 474   |
| Home Renovations                   | \$    | 1,455 |
| Retirement & pension fund payments | \$    | 1,634 |
| Lotteries                          | \$    | 1,289 |
| Health Insurance                   | \$    | 345   |
| Household appliances               | \$    | 725   |
| Furnishings                        | \$    | 1,056 |
| Computer hardware                  | \$    | 142   |
| Auto/Truck Purchase                | \$    | 7,107 |
| Auto/Truck Rental or Lease         | \$    | 71    |
| Air Travel                         | \$    | 527   |
| Age of Home Owners                 |       |       |
| 15 to 24 years                     | 148   | 2.7%  |
| 25 to 34 years                     | 655   | 12.0% |
| 35 to 44 years                     | 741   | 13.6% |
| 45 to 54 years                     | 933   | 17.1% |
| 55 to 64 years                     | 1,141 | 20.9% |
| 65 to 74 years                     | 999   | 18.3% |
| 75 years or over                   | 848   | 15.5% |



# New Liskeard Temiskaming Speaker-WE

Map

