

# New Liskeard Temiskaming Speaker-WE



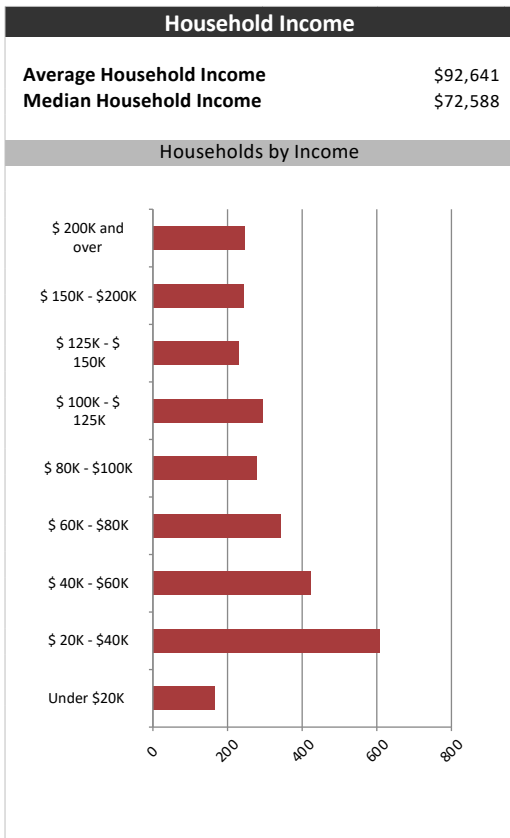
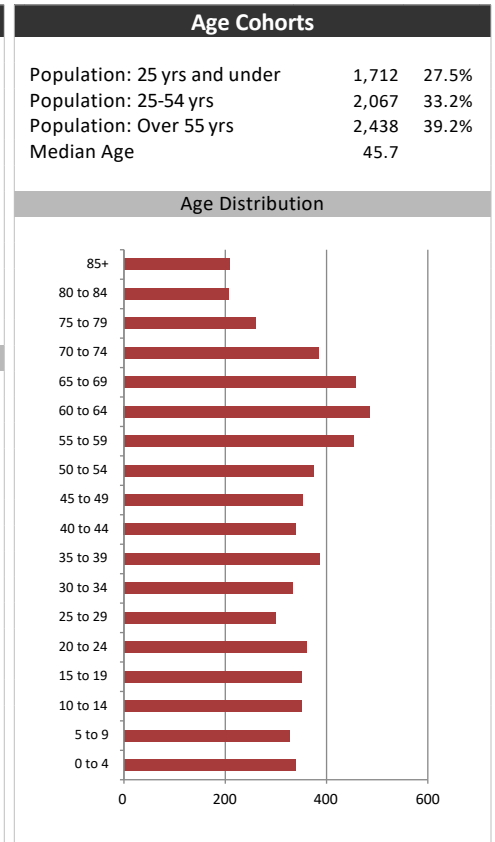
## Summary Report

March 15, 2021

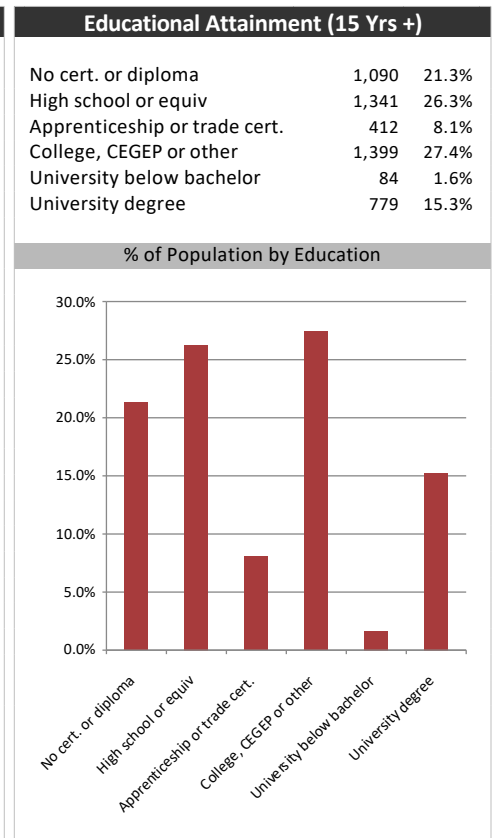
Market Information		
Average Household Spending / Yr		
Mortgage payments	\$	3,203
Cell Phone, Pager & Services	\$	1,018
Internet Access Services	\$	498
Home Renovations	\$	1,916
Retirement & pension fund payments	\$	1,685
Lotteries	\$	1,429
Health Insurance	\$	383
Household appliances	\$	709
Furnishings	\$	1,293
Computer hardware	\$	167
Auto/Truck Purchase	\$	6,736
Auto/Truck Rental or Lease	\$	71
Air Travel	\$	237
Age of Home Owners		
15 to 24 years	62	2.2%
25 to 34 years	318	11.4%
35 to 44 years	385	13.8%
45 to 54 years	464	16.6%
55 to 64 years	529	19.0%
65 to 74 years	538	19.3%
75 years or over	496	17.7%

Population & Household Summary	
Total Population	6,216
Population Growth 2015-2020	-0.7%
Population Growth 2020-2025	-0.4%
Total Households	2,793
Household Growth 2015-2020	0.9%
Household Growth 2020-2025	-0.6%
% of Households with Children	33.1%
% of Households - Married w/ Kids	23.8%
% of Households - Single Parent	9.3%
% of Households by Household Size	

Household Size	% of Households
1 person	32.5%
2 persons	38.0%
3 persons	12.5%
4 persons	11.5%
5 or more persons	5.5%



Visible Minorities & Language	
Population by Visible Minority	
Chinese	0.0%
South Asian	1.0%
Black	1.0%
Filipino	0.0%
Latin American	0.0%
Southeast Asian	0.1%
Arab	0.0%
West Asian	0.0%
Korean	0.0%
Japanese	0.1%
Visible minority, n.i.e.	0.5%
Multiple visible minorities	0.0%
Population by Mother Tongue	
Single Responses	98.6%
English	61.6%
French	34.4%
Non-Official languages	2.5%
Multiple responses	1.4%



# New Liskeard Temiskaming Speaker-WE



*Distribution Map*

Map

