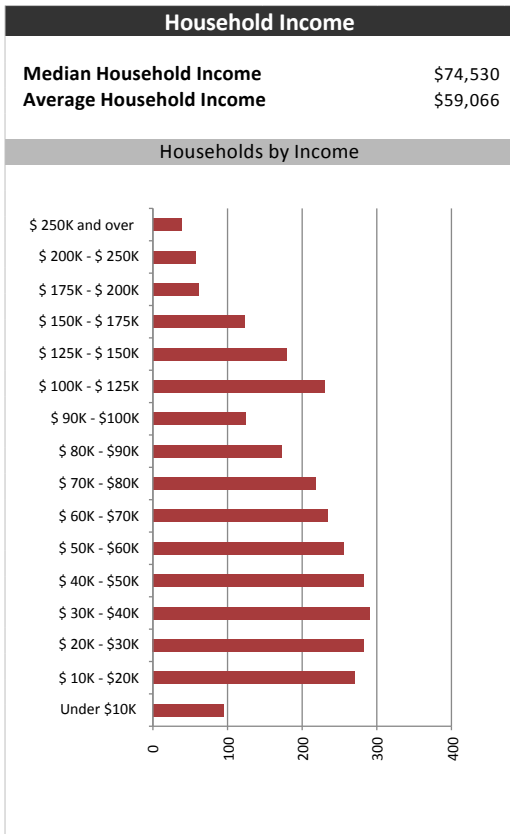
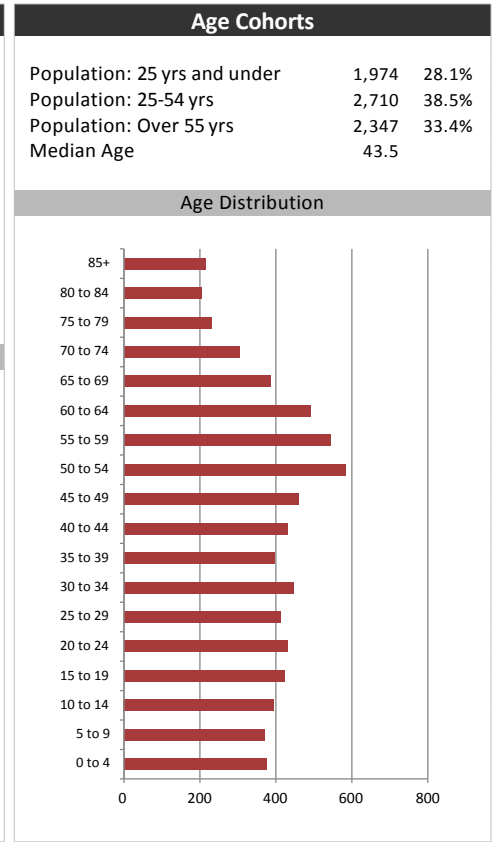
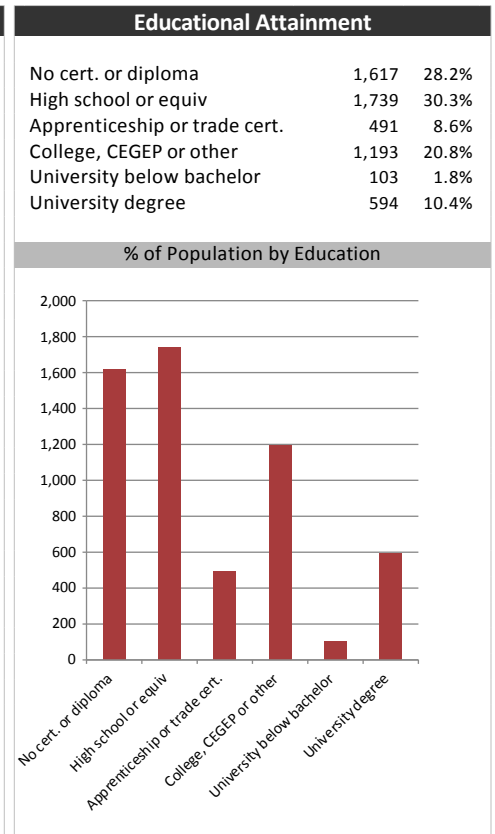


Market Information		
Average Household Spending / Yr		
Mortgage payments	\$	5,087
Cell Phone and Internet	\$	904
Home Renovations	\$	1,616
Retirement & pension fund payments	\$	2,740
Lotteries	\$	155
Health Insurance	\$	474
Household appliances	\$	425
Furnishings	\$	27
Computer hardware	\$	276
Auto/Truck Purchase	\$	3,244
Auto/Truck Rental or Lease	\$	979
Air Travel	\$	336
Age of Home Owners		
15 to 24 years	87	3.0%
25 to 34 years	380	13.2%
35 to 44 years	446	15.5%
45 to 54 years	566	19.6%
55 to 64 years	640	22.2%
65 to 74 years	353	12.3%
75 years or over	411	14.3%

Population & Household Summary	
Total Population	7,031
Population Growth 2009-2014	1.6%
Population Growth 2014-2019	3.5%
Total Households	2,883
Household Growth 2009-2014	2.6%
Household Growth 2014-2019	6.4%
% of Households with Children	41.9%
% of Households - Married w/ Kids	30.5%
% of Households - Single Parent	11.4%
% of Households by Household Size	



Visible Minorities & Language	
Population by Visible Minority	
Chinese	0.2%
South Asian	0.4%
Black	1.5%
Filipino	0.0%
Latin American	0.3%
Southeast Asian	0.0%
Arab	0.0%
West Asian	0.0%
Korean	0.0%
Japanese	0.0%
Visible minority, n.i.e.	0.1%
Multiple visible minorities	0.1%
Population by Mother Tongue	
Single Responses	98.6%
English	85.8%
French	1.2%
Non-Official languages	11.6%
Multiple responses	0.8%



Map

