

Nipigon Red Rock Gazette



Summary Report

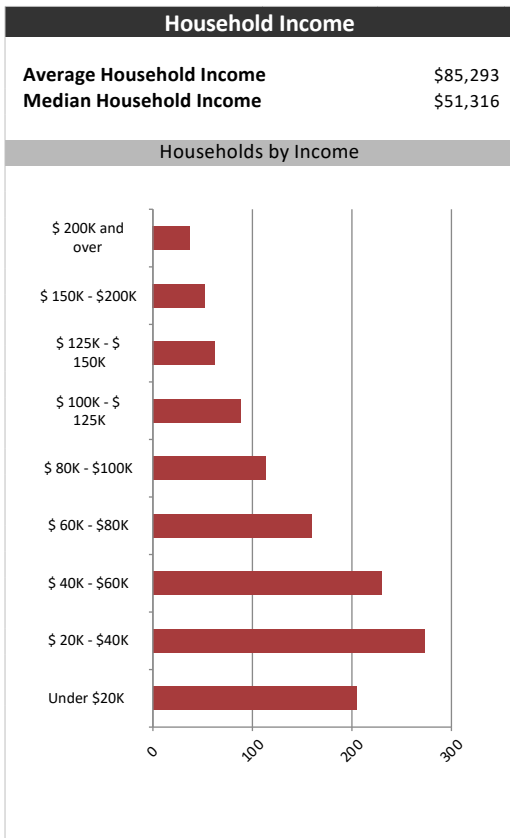
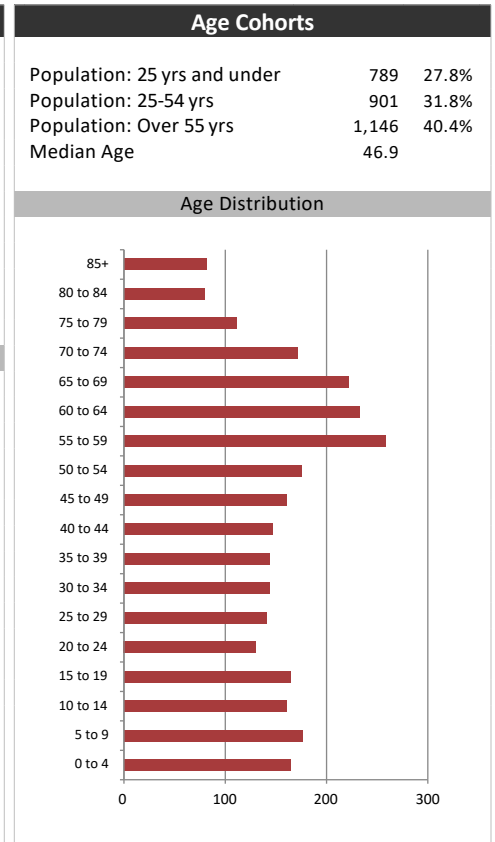
June 7, 2019

Market Information		
Average Household Spending / Yr		
Mortgage payments	\$	3,702
Cell Phone, Pager & Services	\$	1,048
Internet Access Services	\$	482
Home Renovations	\$	1,020
Retirement & pension fund payments	\$	1,572
Lotteries	\$	828
Health Insurance	\$	521
Household appliances	\$	388
Furnishings	\$	983
Computer hardware	\$	114
Auto/Truck Purchase	\$	7,369
Auto/Truck Rental or Lease	\$	73
Air Travel	\$	718

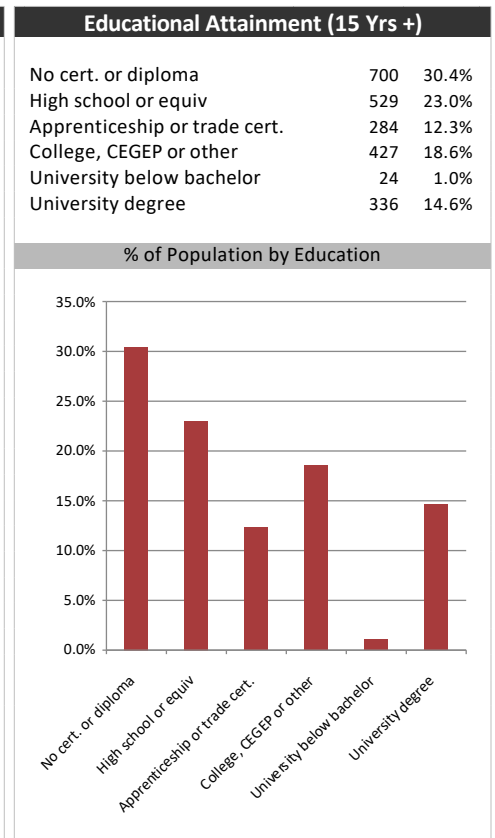
Age of Home Owners		
15 to 24 years	31	2.6%
25 to 34 years	146	12.1%
35 to 44 years	201	16.6%
45 to 54 years	163	13.5%
55 to 64 years	254	21.0%
65 to 74 years	267	22.1%
75 years or over	146	12.1%

Population & Household Summary	
Total Population	2,836
Population Growth 2013-2018	-2.8%
Population Growth 2018-2023	-1.7%
Total Households	1,208
Household Growth 2013-2018	-2.6%
Household Growth 2018-2023	-1.6%
% of Households with Children	36.8%
% of Households - Married w/ Kids	24.4%
% of Households - Single Parent	12.4%

% of Households by Household Size	
1 person	29.0%
2 persons	38.0%
3 persons	14.0%
4 persons	10.0%
5 or more persons	7.0%



Visible Minorities & Language	
Population by Visible Minority	
Chinese	0.0%
South Asian	0.0%
Black	0.0%
Filipino	0.0%
Latin American	0.0%
Southeast Asian	0.0%
Arab	0.0%
West Asian	0.0%
Korean	0.0%
Japanese	0.4%
Visible minority, n.i.e.	0.0%
Multiple visible minorities	0.0%
Population by Mother Tongue	
Single Responses	98.6%
English	88.5%
French	4.4%
Non-Official languages	5.7%
Multiple responses	1.4%



Nipigon Red Rock Gazette

