

North York Mirror



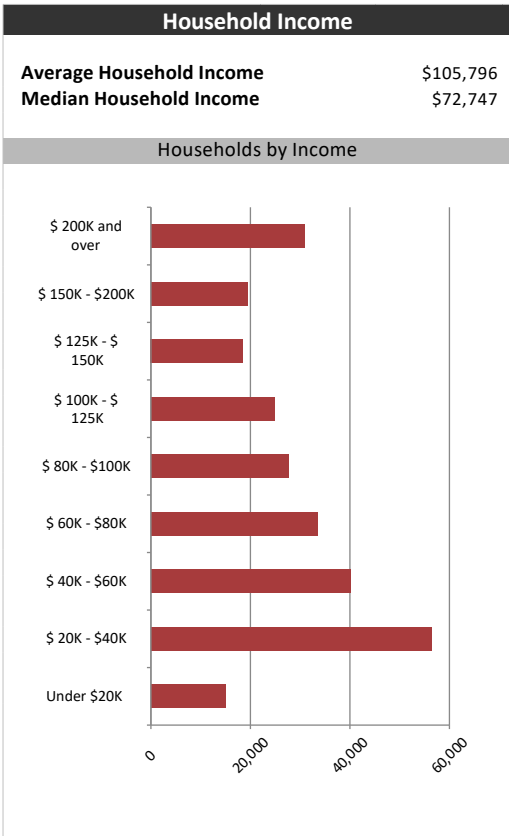
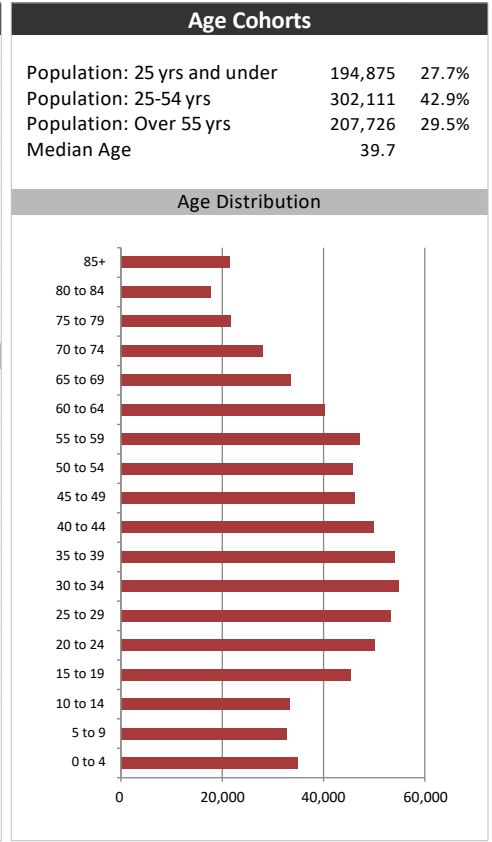
Summary Report

March 15, 2021

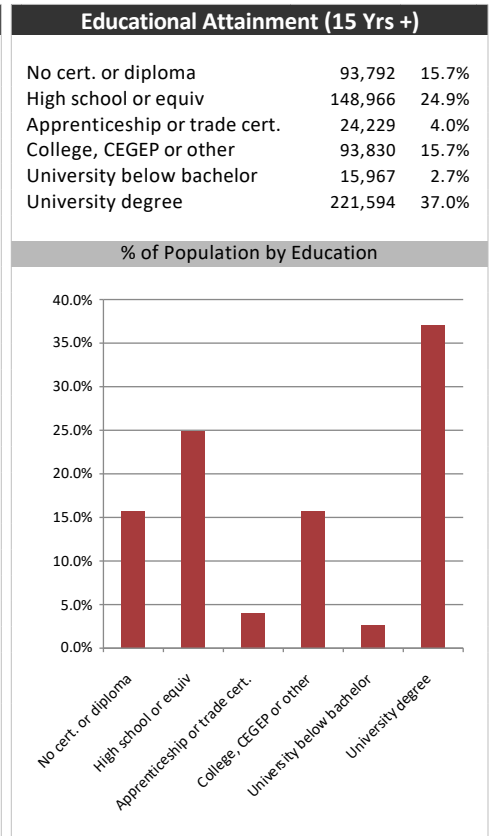
Market Information		
Average Household Spending / Yr		
Mortgage payments	\$	4,786
Cell Phone, Pager & Services	\$	1,503
Internet Access Services	\$	585
Home Renovations	\$	2,316
Retirement & pension fund payments	\$	1,199
Lotteries	\$	1,010
Health Insurance	\$	575
Household appliances	\$	522
Furnishings	\$	1,965
Computer hardware	\$	332
Auto/Truck Purchase	\$	5,349
Auto/Truck Rental or Lease	\$	339
Air Travel	\$	1,167
Age of Home Owners		
15 to 24 years	7,887	3.0%
25 to 34 years	37,549	14.2%
35 to 44 years	50,699	19.2%
45 to 54 years	49,280	18.7%
55 to 64 years	48,503	18.4%
65 to 74 years	34,778	13.2%
75 years or over	35,098	13.3%

Population & Household Summary	
Total Population	704,712
Population Growth 2015-2020	8.8%
Population Growth 2020-2025	7.7%
Total Households	263,793
Household Growth 2015-2020	6.9%
Household Growth 2020-2025	7.3%
% of Households with Children	46.3%
% of Households - Married w/ Kids	30.8%
% of Households - Single Parent	15.5%
% of Households by Household Size	

Household Size	% of Households
1 person	~27.0%
2 persons	~29.5%
3 persons	~18.0%
4 persons	~15.0%
5 or more persons	~10.5%



Visible Minorities & Language	
Population by Visible Minority	
Chinese	14.2%
South Asian	10.9%
Black	11.1%
Filipino	6.9%
Latin American	4.3%
Southeast Asian	2.6%
Arab	1.9%
West Asian	5.8%
Korean	3.4%
Japanese	0.4%
Visible minority, n.i.e.	1.5%
Multiple visible minorities	2.1%
Population by Mother Tongue	
Single Responses	95.5%
English	39.3%
French	1.0%
Non-Official languages	55.2%
Multiple responses	4.5%



North York Mirror

Map

