

Market Information

Average Household Spending / Yr		
Mortgage payments	\$	11,909
Cell Phone, Pager & Services	\$	1,929
Internet Access Services	\$	691
Home Renovations	\$	2,623
Retirement & pension fund payments	\$	2,221
Lotteries	\$	1,003
Health Insurance	\$	791
Household appliances	\$	850
Furnishings	\$	3,011
Computer hardware	\$	457
Auto/Truck Purchase	\$	10,117
Auto/Truck Rental or Lease	\$	567
Air Travel	\$	3,774

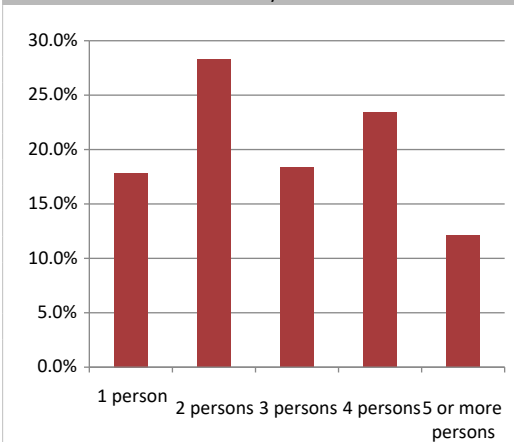
Age of Home Owners

15 to 24 years	811	1.1%
25 to 34 years	6,342	8.9%
35 to 44 years	12,702	17.8%
45 to 54 years	18,882	26.5%
55 to 64 years	15,589	21.8%
65 to 74 years	9,602	13.5%
75 years or over	7,459	10.4%

Population & Household Summary

Total Population	208,940
Population Growth 2013-2018	7.9%
Population Growth 2018-2023	9.3%
Total Households	71,386
Household Growth 2013-2018	8.0%
Household Growth 2018-2023	10.5%
% of Households with Children	55.7%
% of Households - Married w/ Kids	45.8%
% of Households - Single Parent	9.9%

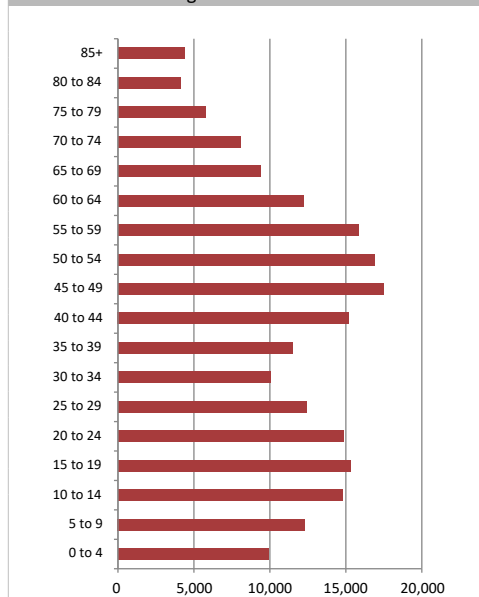
% of Households by Household Size



Age Cohorts

Population: 25 yrs and under	66,754	31.9%
Population: 25-54 yrs	83,007	39.7%
Population: Over 55 yrs	59,179	28.3%
Median Age	41.3	

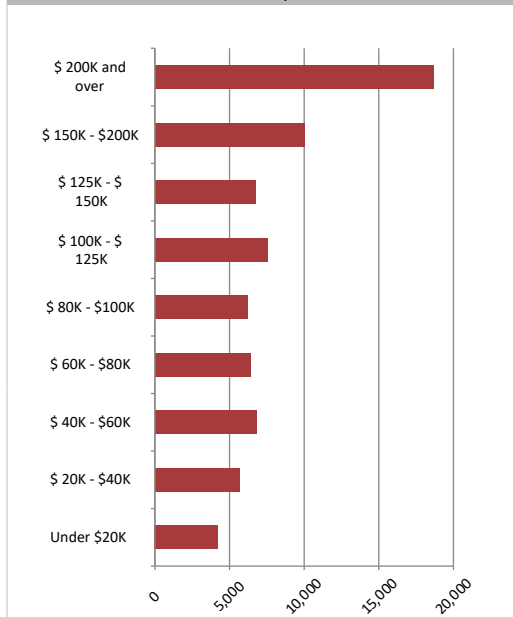
Age Distribution



Household Income

Average Household Income	\$170,201
Median Household Income	\$123,139

Households by Income



Visible Minorities & Language

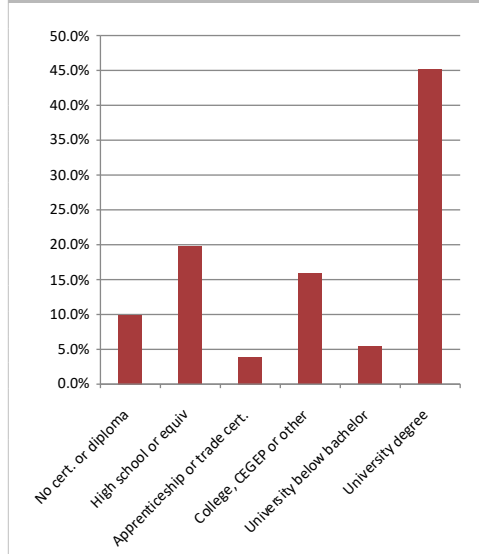
Population by Visible Minority		
Chinese	3.8%	
South Asian	8.1%	
Black	2.9%	
Filipino	1.9%	
Latin American	1.6%	
Southeast Asian	0.7%	
Arab	1.7%	
West Asian	0.9%	
Korean	1.7%	
Japanese	0.4%	
Visible minority, n.i.e.	0.4%	
Multiple visible minorities	0.9%	

Population by Mother Tongue		
Single Responses	97.7%	
English	66.1%	
French	1.9%	
Non-Official languages	29.7%	
Multiple responses	2.3%	

Educational Attainment (15 Yrs +)

No cert. or diploma	16,890	9.9%
High school or equiv	33,590	19.8%
Apprenticeship or trade cert.	6,608	3.9%
College, CEGEP or other	26,978	15.9%
University below bachelor	9,153	5.4%
University degree	76,812	45.2%

% of Population by Education



Oakville Beaver

Distribution Map

Map

