

Ohsweken Turtle Island News




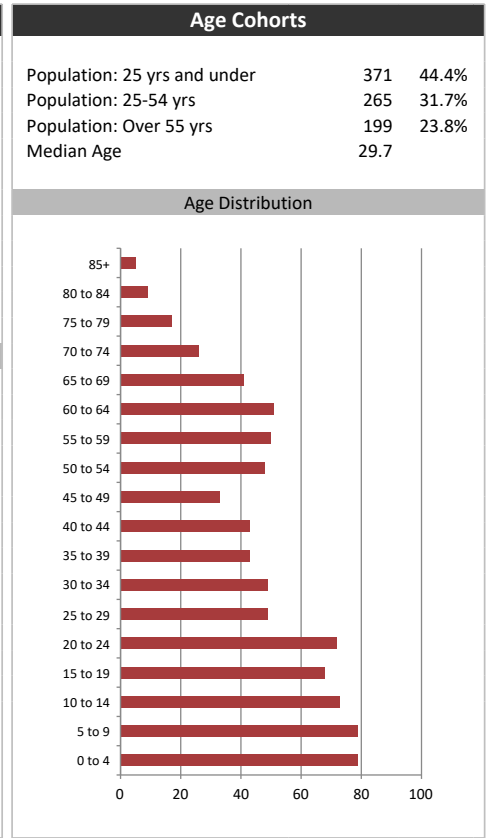
Summary Report

April 20, 2022

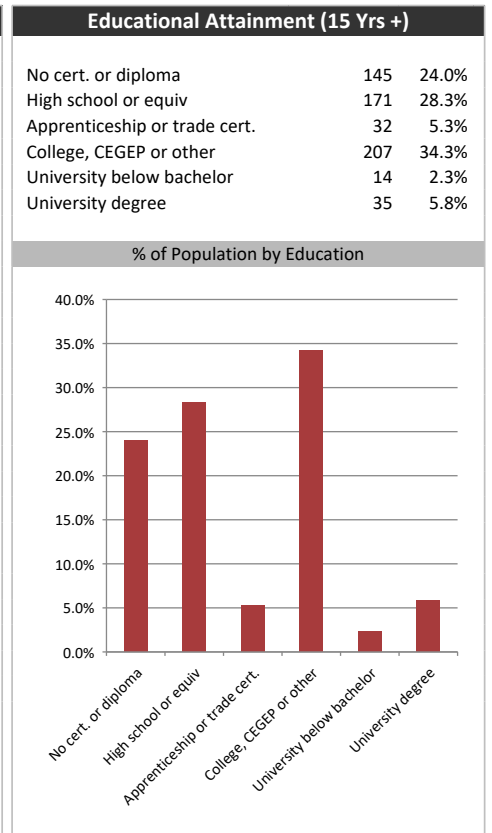
Market Information		
Average Household Spending / Yr		
Mortgage payments	\$	4,814
Cell Phone, Pager & Services	\$	1,536
Internet Access Services	\$	430
Home Renovations	\$	721
Retirement & pension fund payments	\$	1,423
Lotteries	\$	750
Health Insurance	\$	403
Household appliances	\$	613
Furnishings	\$	1,065
Computer hardware	\$	174
Auto/Truck Purchase	\$	6,426
Auto/Truck Rental or Lease	\$	130
Air Travel	\$	168
Age of Home Owners		
15 to 24 years	9	3.2%
25 to 34 years	46	16.6%
35 to 44 years	46	16.6%
45 to 54 years	60	21.7%
55 to 64 years	53	19.1%
65 to 74 years	33	11.9%
75 years or over	30	10.8%

Population & Household Summary	
Total Population	835
Population Growth 2016-2021	10.0%
Population Growth 2021-2026	6.0%
Total Households	277
Household Growth 2016-2021	11.7%
Household Growth 2021-2026	5.8%
% of Households with Children	54.2%
% of Households - Married w/ Kids	34.3%
% of Households - Single Parent	19.9%
% of Households by Household Size	

Household Size	Percentage
1 person	19.1%
2 persons	32.5%
3 persons	15.2%
4 persons	14.8%
5 or more persons	18.4%



Visible Minorities & Language	
Population by Visible Minority	
Chinese	0.0%
South Asian	0.0%
Black	0.0%
Filipino	0.0%
Latin American	0.5%
Southeast Asian	0.0%
Arab	0.0%
West Asian	0.0%
Korean	0.0%
Japanese	0.0%
Visible minority, n.i.e.	0.0%
Multiple visible minorities	0.0%
Population by Mother Tongue	
Single Responses	98.6%
English	97.0%
French	0.8%
Non-Official languages	0.7%
Multiple responses	1.4%



Ohsweken Turtle Island News



Distribution Map

