

Ohsweken Turtle Island News



Summary Report

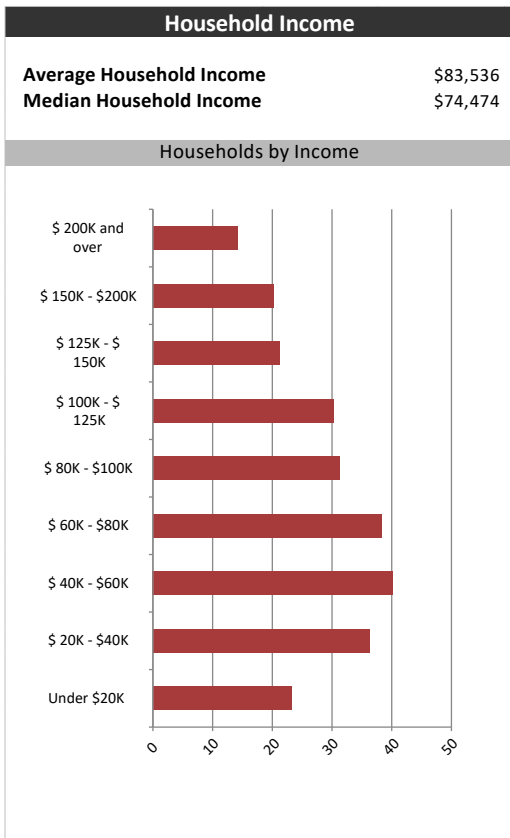
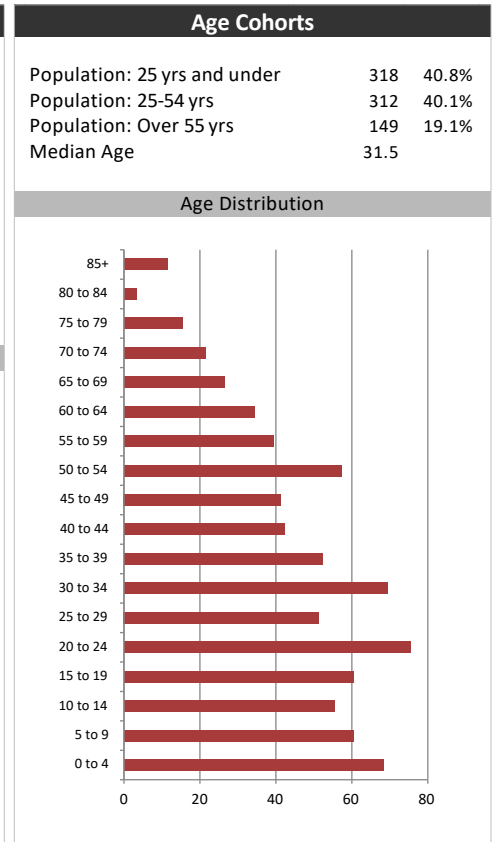
June 7, 2019

Market Information		
Average Household Spending / Yr		
Mortgage payments	\$	5,891
Cell Phone, Pager & Services	\$	1,443
Internet Access Services	\$	413
Home Renovations	\$	440
Retirement & pension fund payments	\$	1,439
Lotteries	\$	754
Health Insurance	\$	381
Household appliances	\$	497
Furnishings	\$	945
Computer hardware	\$	163
Auto/Truck Purchase	\$	6,781
Auto/Truck Rental or Lease	\$	140
Air Travel	\$	686

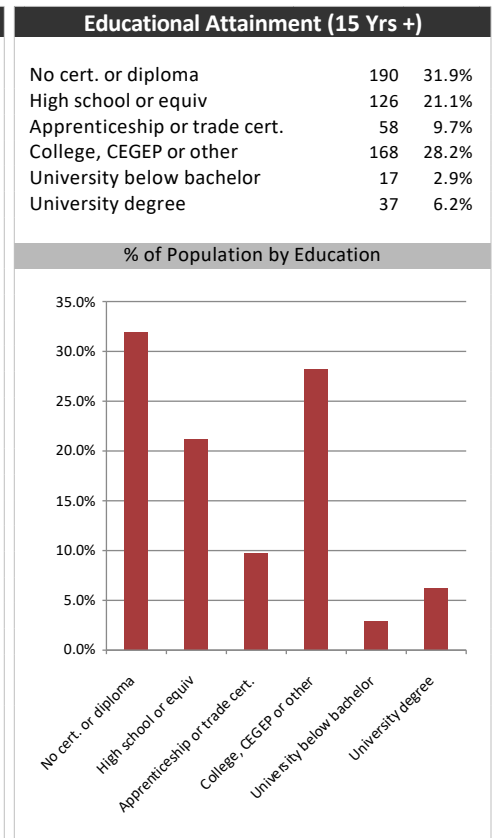
Age of Home Owners		
15 to 24 years	7	2.8%
25 to 34 years	53	20.9%
35 to 44 years	45	17.8%
45 to 54 years	65	25.7%
55 to 64 years	33	13.0%
65 to 74 years	21	8.3%
75 years or over	29	11.5%

Population & Household Summary	
Total Population	779
Population Growth 2013-2018	9.9%
Population Growth 2018-2023	3.0%
Total Households	253
Household Growth 2013-2018	6.8%
Household Growth 2018-2023	2.8%
% of Households with Children	54.5%
% of Households - Married w/ Kids	36.0%
% of Households - Single Parent	18.6%

% of Households by Household Size	
1 person	18.6%
2 persons	31.2%
3 persons	14.6%
4 persons	15.4%
5 or more persons	19.6%



Visible Minorities & Language	
Population by Visible Minority	
Chinese	0.0%
South Asian	0.0%
Black	0.0%
Filipino	0.0%
Latin American	0.0%
Southeast Asian	0.0%
Arab	0.0%
West Asian	0.0%
Korean	0.0%
Japanese	0.0%
Visible minority, n.i.e.	0.0%
Multiple visible minorities	0.0%
Population by Mother Tongue	
Single Responses	99.6%
English	92.4%
French	0.1%
Non-Official languages	7.1%
Multiple responses	0.4%



Ohsweken Turtle Island News



Distribution Map

Map

