

# Orono Weekly Times



## Summary Report

March 15, 2021

Market Information		
Average Household Spending / Yr		
Mortgage payments	\$	7,413
Cell Phone, Pager & Services	\$	1,598
Internet Access Services	\$	602
Home Renovations	\$	1,991
Retirement & pension fund payments	\$	2,683
Lotteries	\$	1,215
Health Insurance	\$	623
Household appliances	\$	744
Furnishings	\$	2,021
Computer hardware	\$	324
Auto/Truck Purchase	\$	9,772
Auto/Truck Rental or Lease	\$	282
Air Travel	\$	726

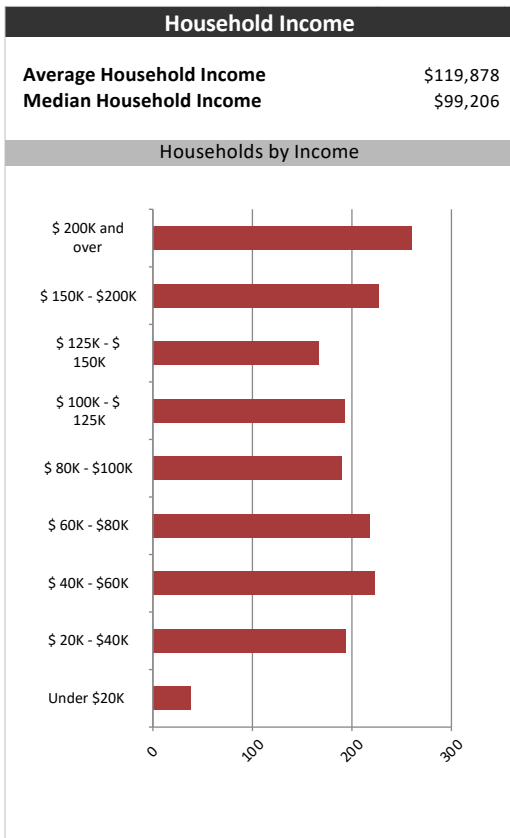
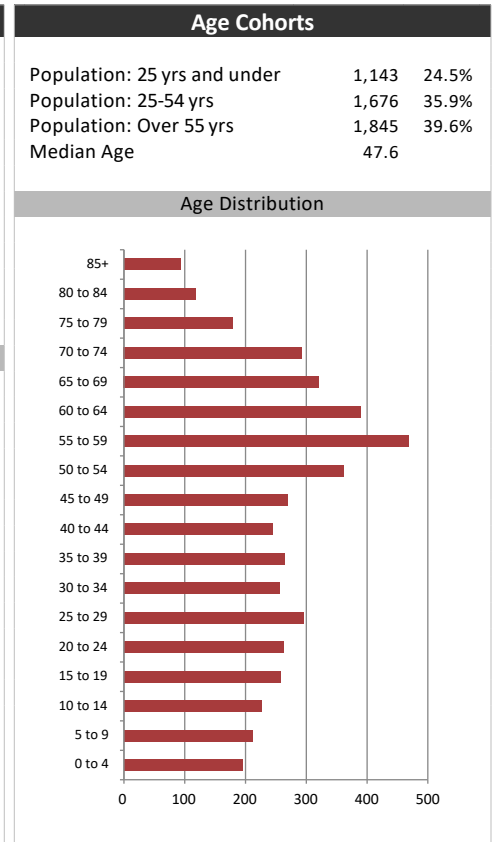
  

Age of Home Owners		
15 to 24 years	10	0.6%
25 to 34 years	151	8.9%
35 to 44 years	215	12.7%
45 to 54 years	344	20.3%
55 to 64 years	414	24.4%
65 to 74 years	292	17.2%
75 years or over	269	15.9%

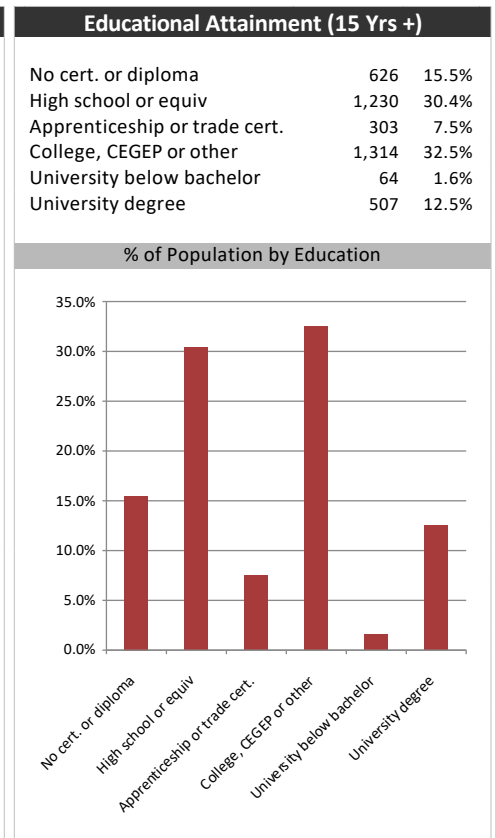
Population & Household Summary	
Total Population	4,664
Population Growth 2015-2020	5.0%
Population Growth 2020-2025	4.5%
Total Households	1,695
Household Growth 2015-2020	1.9%
Household Growth 2020-2025	4.0%
% of Households with Children	46.2%
% of Households - Married w/ Kids	35.7%
% of Households - Single Parent	10.5%

% of Households by Household Size	
1 person	16.5%
2 persons	40.0%
3 persons	15.5%
4 persons	17.5%
5 or more persons	9.0%



Visible Minorities & Language	
Population by Visible Minority	
Chinese	0.7%
South Asian	1.2%
Black	1.6%
Filipino	0.2%
Latin American	0.0%
Southeast Asian	0.0%
Arab	0.1%
West Asian	0.0%
Korean	0.0%
Japanese	0.3%
Visible minority, n.i.e.	0.0%
Multiple visible minorities	0.6%
Population by Mother Tongue	
Single Responses	99.4%
English	91.5%
French	1.3%
Non-Official languages	6.5%
Multiple responses	0.6%



# Orono Weekly Times



## Distribution Map

Map

