

# OshawaWhitby This Week



## Summary Report

March 15, 2021

Market Information		
Average Household Spending / Yr		
Mortgage payments	\$	7,685
Cell Phone, Pager & Services	\$	1,601
Internet Access Services	\$	593
Home Renovations	\$	1,119
Retirement & pension fund payments	\$	2,401
Lotteries	\$	1,066
Health Insurance	\$	554
Household appliances	\$	611
Furnishings	\$	1,968
Computer hardware	\$	337
Auto/Truck Purchase	\$	7,393
Auto/Truck Rental or Lease	\$	330
Air Travel	\$	758

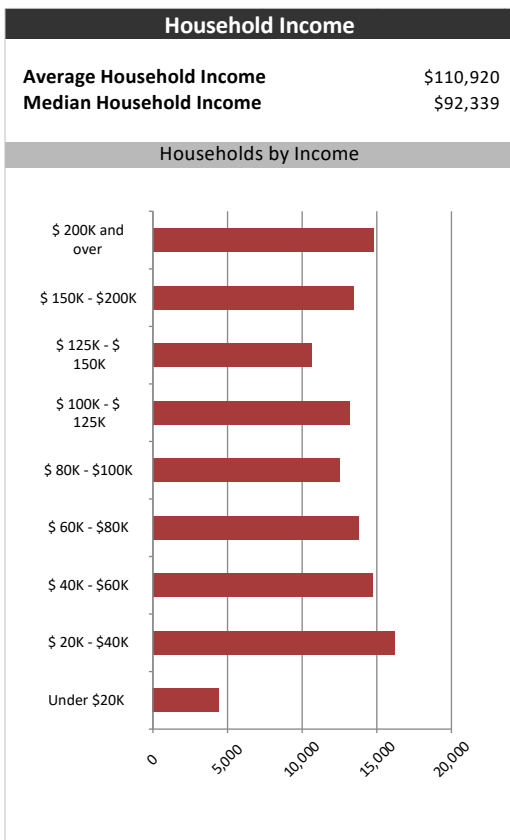
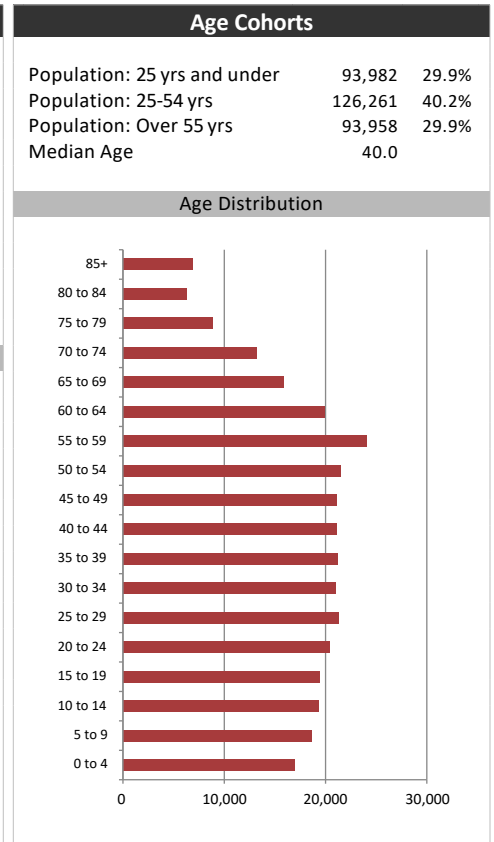
  

Age of Home Owners		
15 to 24 years	1,713	1.5%
25 to 34 years	14,718	13.0%
35 to 44 years	20,565	18.2%
45 to 54 years	22,620	20.1%
55 to 64 years	24,298	21.5%
65 to 74 years	16,492	14.6%
75 years or over	12,383	11.0%

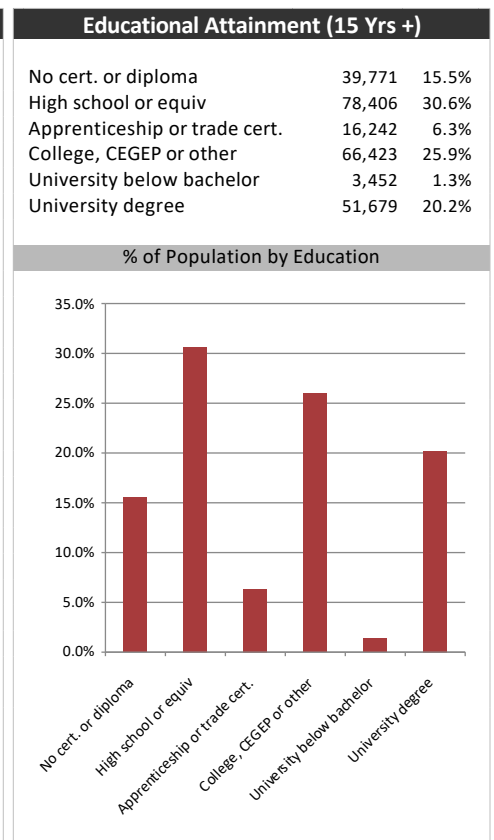
Population & Household Summary	
Total Population	314,201
Population Growth 2015-2020	7.1%
Population Growth 2020-2025	7.4%
Total Households	112,789
Household Growth 2015-2020	4.4%
Household Growth 2020-2025	7.0%
% of Households with Children	50.3%
% of Households - Married w/ Kids	35.6%
% of Households - Single Parent	14.7%

% of Households by Household Size	
1 person	22.2%
2 persons	30.8%
3 persons	17.8%
4 persons	17.8%
5 or more persons	10.4%



Visible Minorities & Language	
<b>Population by Visible Minority</b>	
Chinese	2.0%
South Asian	6.1%
Black	8.0%
Filipino	1.5%
Latin American	1.0%
Southeast Asian	0.4%
Arab	0.8%
West Asian	0.8%
Korean	0.2%
Japanese	0.2%
Visible minority, n.i.e.	1.2%
Multiple visible minorities	1.2%
<b>Population by Mother Tongue</b>	
Single Responses	98.1%
English	80.9%
French	1.9%
Non-Official languages	15.3%
Multiple responses	1.9%



# OshawaWhitby This Week



*Distribution Map*

Map

