

Ottawa Community Voice - Kanata North Plus



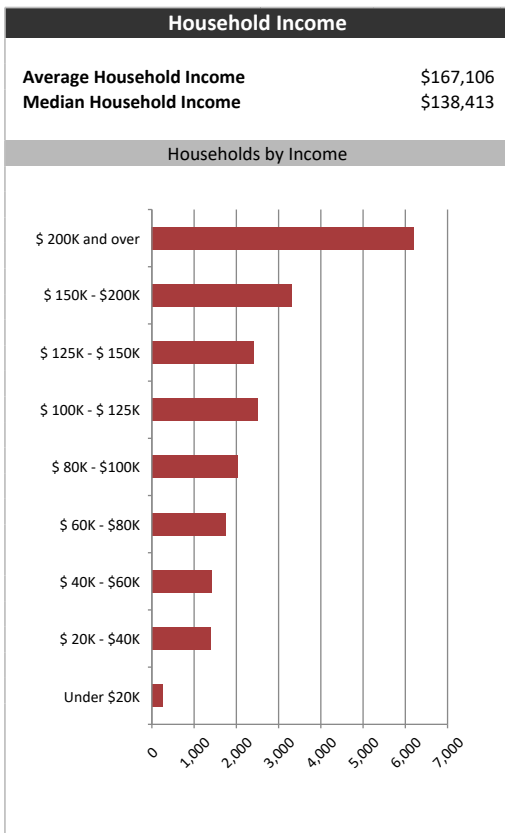
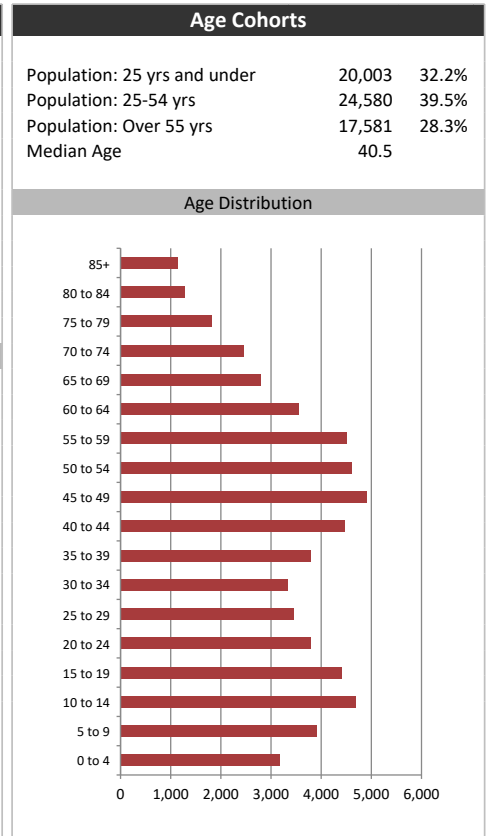
Summary Report

April 20, 2022

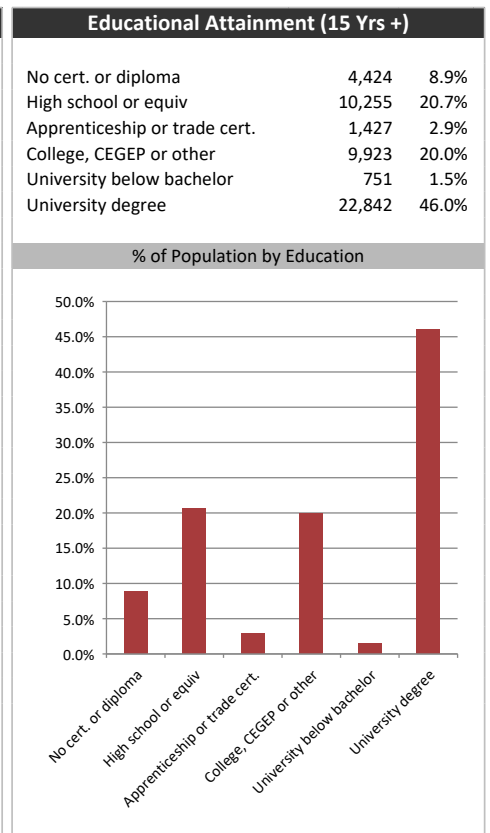
Market Information		
Average Household Spending / Yr		
Mortgage payments	\$	10,154
Cell Phone, Pager & Services	\$	1,768
Internet Access Services	\$	702
Home Renovations	\$	3,202
Retirement & pension fund payments	\$	3,981
Lotteries	\$	831
Health Insurance	\$	1,280
Household appliances	\$	1,114
Furnishings	\$	3,349
Computer hardware	\$	374
Auto/Truck Purchase	\$	11,709
Auto/Truck Rental or Lease	\$	315
Air Travel	\$	886
Age of Home Owners		
15 to 24 years	165	0.8%
25 to 34 years	2,378	11.2%
35 to 44 years	4,125	19.4%
45 to 54 years	5,311	25.0%
55 to 64 years	4,412	20.7%
65 to 74 years	2,771	13.0%
75 years or over	2,102	9.9%

Population & Household Summary	
Total Population	62,164
Population Growth 2016-2021	14.3%
Population Growth 2021-2026	10.6%
Total Households	21,264
Household Growth 2016-2021	13.1%
Household Growth 2021-2026	11.1%
% of Households with Children	52.7%
% of Households - Married w/ Kids	44.2%
% of Households - Single Parent	8.5%
% of Households by Household Size	

Household Size	% of Households
1 person	~17.5%
2 persons	~32.0%
3 persons	~18.0%
4 persons	~22.0%
5 or more persons	~11.5%



Visible Minorities & Language	
Population by Visible Minority	
Chinese	11.6%
South Asian	8.0%
Black	3.3%
Filipino	1.0%
Latin American	1.1%
Southeast Asian	2.2%
Arab	3.4%
West Asian	1.5%
Korean	0.6%
Japanese	0.2%
Visible minority, n.i.e.	0.2%
Multiple visible minorities	0.9%
Population by Mother Tongue	
Single Responses	96.7%
English	62.0%
French	7.0%
Non-Official languages	27.7%
Multiple responses	3.3%



Ottawa Community Voice - Kanata North Plus



Distribution Map

Map

