

Ottawa Community Voice - Kanata South



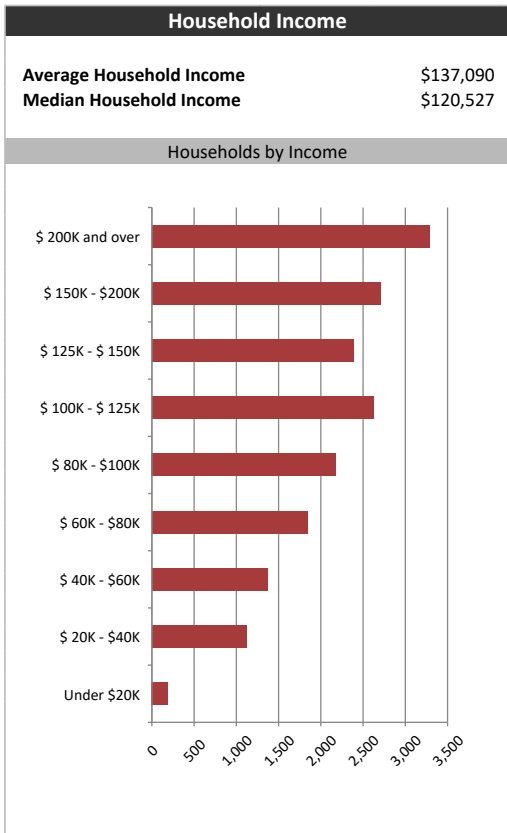
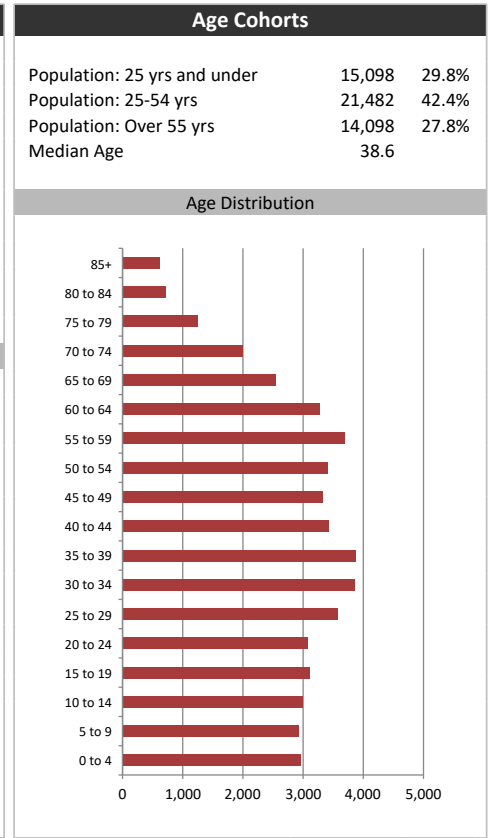
Summary Report

April 20, 2022

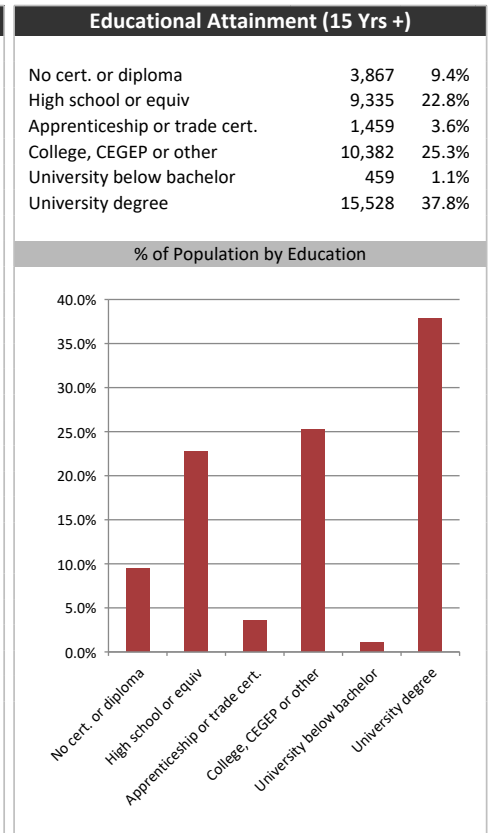
Market Information		
Average Household Spending / Yr		
Mortgage payments	\$	9,858
Cell Phone, Pager & Services	\$	1,610
Internet Access Services	\$	660
Home Renovations	\$	2,895
Retirement & pension fund payments	\$	4,088
Lotteries	\$	816
Health Insurance	\$	1,055
Household appliances	\$	959
Furnishings	\$	2,589
Computer hardware	\$	309
Auto/Truck Purchase	\$	10,277
Auto/Truck Rental or Lease	\$	260
Air Travel	\$	671
Age of Home Owners		
15 to 24 years	172	1.0%
25 to 34 years	2,796	15.8%
35 to 44 years	3,578	20.2%
45 to 54 years	3,587	20.3%
55 to 64 years	3,823	21.6%
65 to 74 years	2,512	14.2%
75 years or over	1,237	7.0%

Population & Household Summary	
Total Population	50,678
Population Growth 2016-2021	9.3%
Population Growth 2021-2026	5.6%
Total Households	17,706
Household Growth 2016-2021	7.6%
Household Growth 2021-2026	5.7%
% of Households with Children	53.6%
% of Households - Married w/ Kids	42.2%
% of Households - Single Parent	11.3%
% of Households by Household Size	

Household Size	Percentage
1 person	~16.5%
2 persons	~32.5%
3 persons	~21.0%
4 persons	~20.0%
5 or more persons	~10.0%



Visible Minorities & Language	
Population by Visible Minority	
Chinese	6.0%
South Asian	4.9%
Black	4.6%
Filipino	1.1%
Latin American	1.5%
Southeast Asian	2.4%
Arab	2.9%
West Asian	0.8%
Korean	0.2%
Japanese	0.2%
Visible minority, n.i.e.	0.2%
Multiple visible minorities	1.0%
Population by Mother Tongue	
Single Responses	97.1%
English	69.2%
French	7.6%
Non-Official languages	20.4%
Multiple responses	2.9%



Ottawa Community Voice - Kanata South



Distribution Map

Map

