

# Ottawa Community Voice - Stittsville & Richmond



## Summary Report

March 15, 2021

Market Information		
Average Household Spending / Yr		
Mortgage payments	\$	10,947
Cell Phone, Pager & Services	\$	1,660
Internet Access Services	\$	680
Home Renovations	\$	2,806
Retirement & pension fund payments	\$	4,562
Lotteries	\$	1,044
Health Insurance	\$	1,254
Household appliances	\$	992
Furnishings	\$	3,252
Computer hardware	\$	369
Auto/Truck Purchase	\$	12,958
Auto/Truck Rental or Lease	\$	299
Air Travel	\$	1,138

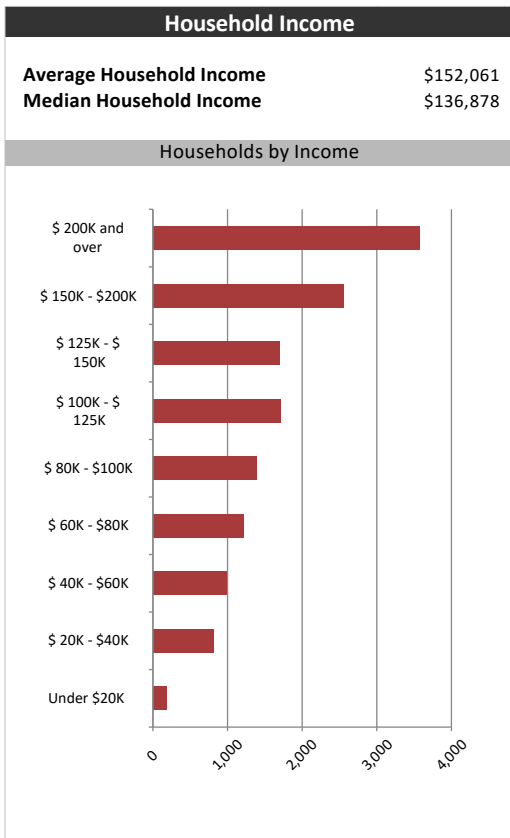
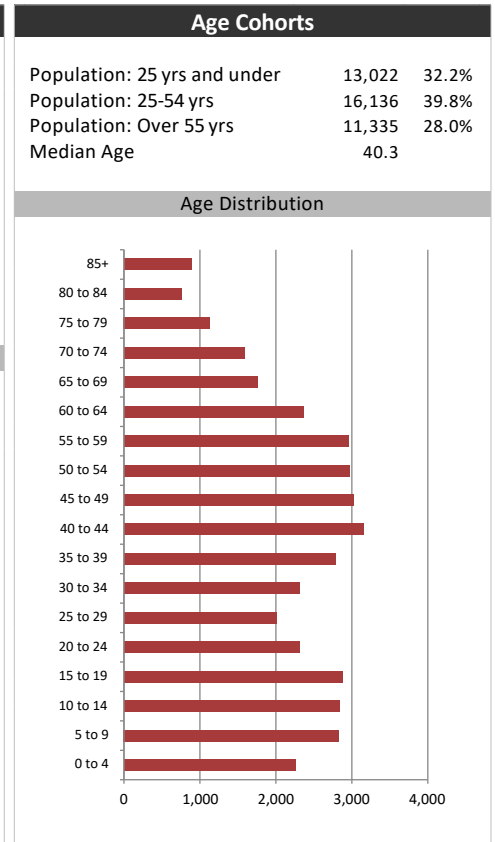
  

Age of Home Owners		
15 to 24 years	110	0.8%
25 to 34 years	1,637	11.7%
35 to 44 years	2,925	21.0%
45 to 54 years	3,291	23.6%
55 to 64 years	2,916	20.9%
65 to 74 years	1,746	12.5%
75 years or over	1,324	9.5%

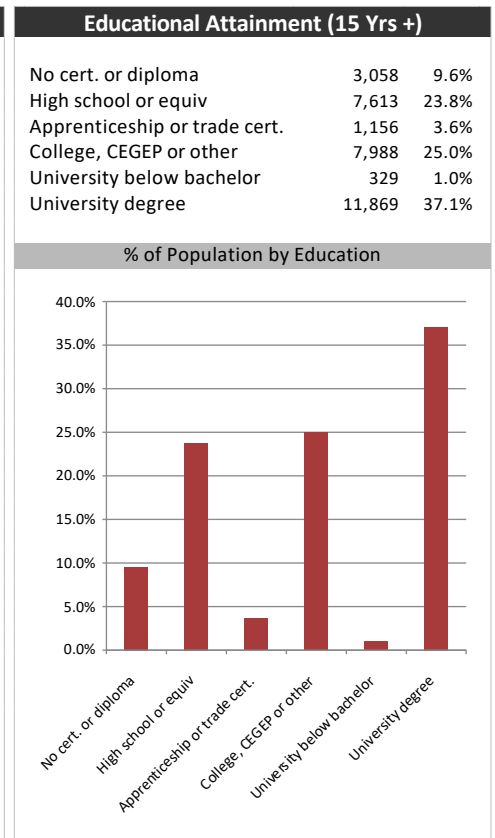
Population & Household Summary	
Total Population	40,493
Population Growth 2015-2020	15.9%
Population Growth 2020-2025	12.6%
Total Households	13,949
Household Growth 2015-2020	14.9%
Household Growth 2020-2025	12.6%
% of Households with Children	53.7%
% of Households - Married w/ Kids	44.6%
% of Households - Single Parent	9.1%

% of Households by Household Size	
1 person	15.0%
2 persons	32.5%
3 persons	18.0%
4 persons	22.5%
5 or more persons	10.0%



Visible Minorities & Language	
<b>Population by Visible Minority</b>	
Chinese	2.5%
South Asian	3.1%
Black	2.3%
Filipino	0.6%
Latin American	0.8%
Southeast Asian	1.2%
Arab	0.9%
West Asian	0.7%
Korean	0.4%
Japanese	0.2%
Visible minority, n.i.e.	0.2%
Multiple visible minorities	0.5%
<b>Population by Mother Tongue</b>	
Single Responses	97.8%
English	78.2%
French	7.6%
Non-Official languages	12.0%
Multiple responses	2.2%



# Ottawa Community Voice - Stittsville & Richmond



## Distribution Map

Map

