

Ottawa Community Voice - West Carleton



Summary Report

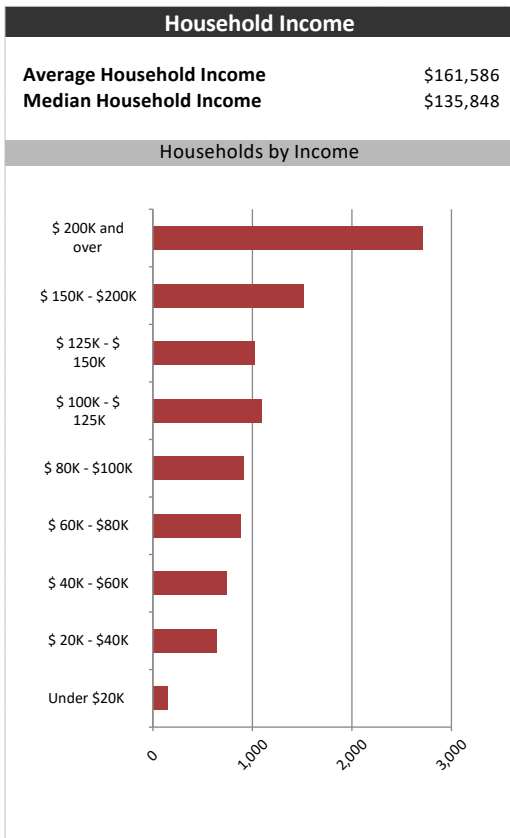
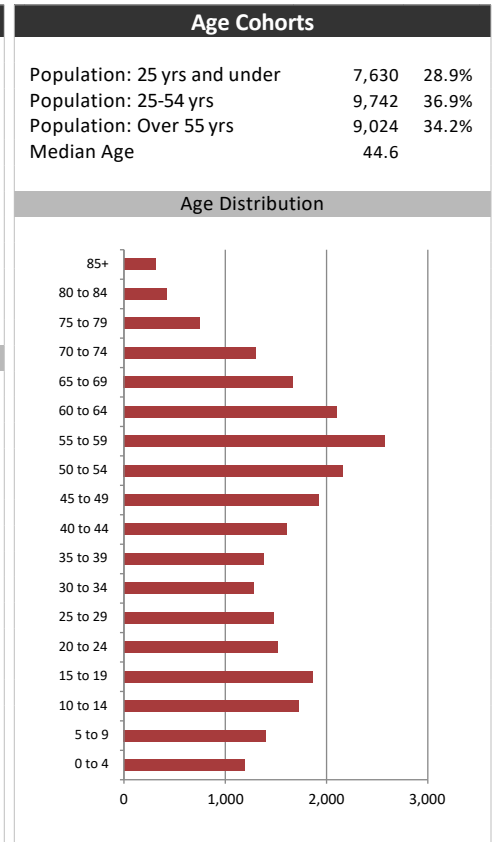
March 15, 2021

Market Information		
Average Household Spending / Yr		
Mortgage payments	\$	9,116
Cell Phone, Pager & Services	\$	1,649
Internet Access Services	\$	684
Home Renovations	\$	3,140
Retirement & pension fund payments	\$	3,728
Lotteries	\$	1,161
Health Insurance	\$	1,320
Household appliances	\$	1,163
Furnishings	\$	3,241
Computer hardware	\$	354
Auto/Truck Purchase	\$	14,142
Auto/Truck Rental or Lease	\$	250
Air Travel	\$	1,084

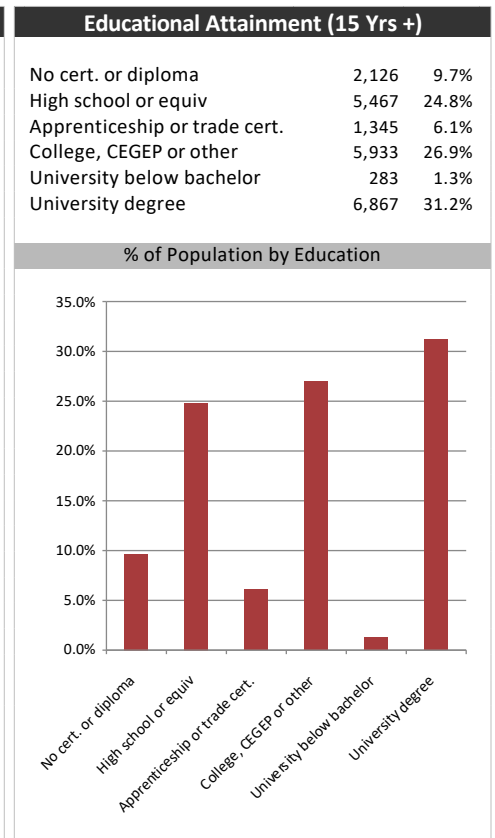
Age of Home Owners		
15 to 24 years	78	0.8%
25 to 34 years	907	9.5%
35 to 44 years	1,408	14.8%
45 to 54 years	2,126	22.3%
55 to 64 years	2,473	26.0%
65 to 74 years	1,685	17.7%
75 years or over	850	8.9%

Population & Household Summary	
Total Population	26,396
Population Growth 2015-2020	9.9%
Population Growth 2020-2025	9.3%
Total Households	9,527
Household Growth 2015-2020	9.0%
Household Growth 2020-2025	9.2%
% of Households with Children	47.3%
% of Households - Married w/ Kids	40.1%
% of Households - Single Parent	7.2%

% of Households by Household Size	
1 person	15.0%
2 persons	39.0%
3 persons	16.5%
4 persons	19.5%
5 or more persons	10.0%



Visible Minorities & Language	
Population by Visible Minority	
Chinese	0.9%
South Asian	1.3%
Black	1.0%
Filipino	0.2%
Latin American	0.6%
Southeast Asian	0.9%
Arab	0.3%
West Asian	0.2%
Korean	0.2%
Japanese	0.1%
Visible minority, n.i.e.	0.1%
Multiple visible minorities	0.2%
Population by Mother Tongue	
Single Responses	98.5%
English	83.6%
French	7.1%
Non-Official languages	7.8%
Multiple responses	1.5%



Ottawa Community Voice - West Carleton



Distribution Map

Map

