

# Ottawa, Kitchissippi Times



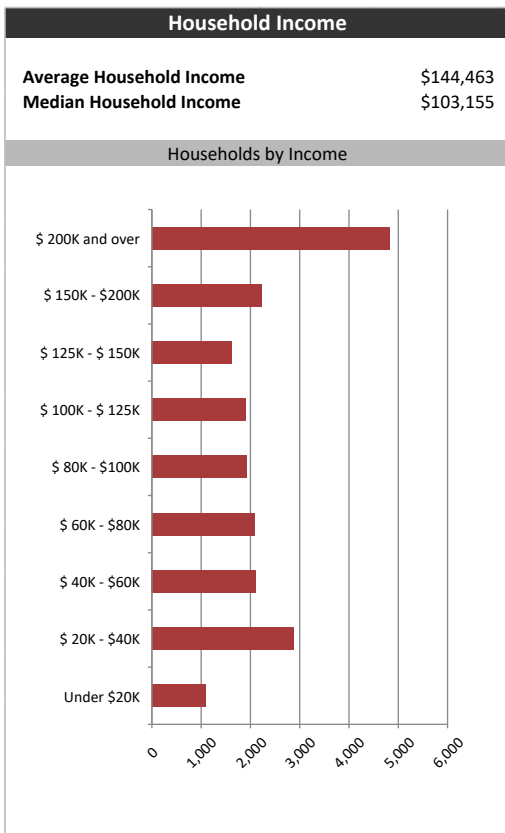
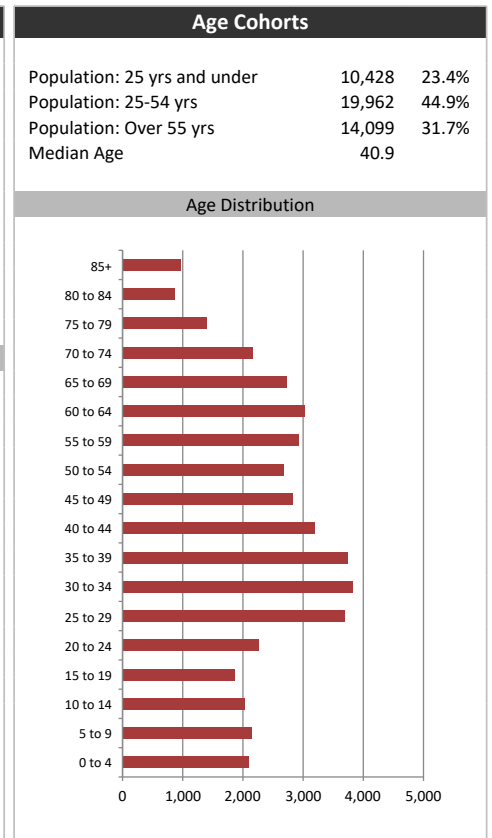
## Summary Report

April 20, 2022

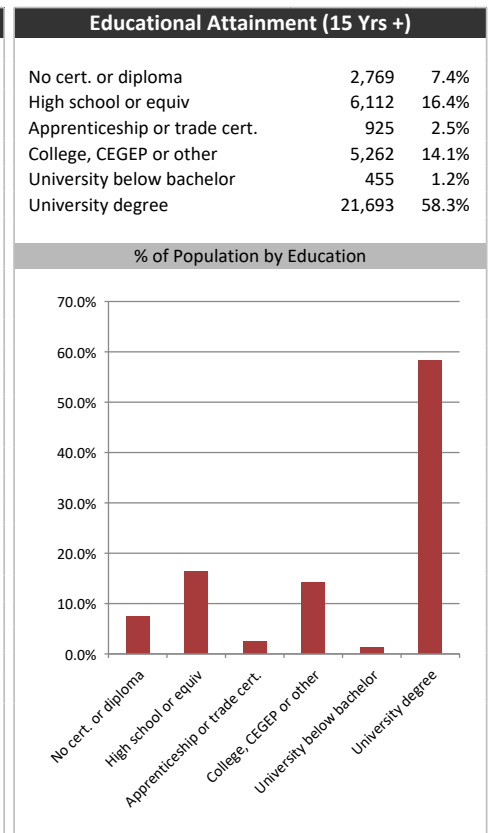
Market Information		
Average Household Spending / Yr		
Mortgage payments	\$	5,962
Cell Phone, Pager & Services	\$	1,464
Internet Access Services	\$	674
Home Renovations	\$	3,000
Retirement & pension fund payments	\$	4,681
Lotteries	\$	673
Health Insurance	\$	1,085
Household appliances	\$	819
Furnishings	\$	2,988
Computer hardware	\$	321
Auto/Truck Purchase	\$	7,345
Auto/Truck Rental or Lease	\$	238
Air Travel	\$	922
Age of Home Owners		
15 to 24 years	585	2.8%
25 to 34 years	4,093	19.8%
35 to 44 years	3,920	19.0%
45 to 54 years	3,230	15.6%
55 to 64 years	3,739	18.1%
65 to 74 years	3,104	15.0%
75 years or over	1,973	9.6%

Population & Household Summary	
Total Population	44,490
Population Growth 2016-2021	8.3%
Population Growth 2021-2026	6.6%
Total Households	20,644
Household Growth 2016-2021	7.5%
Household Growth 2021-2026	7.6%
% of Households with Children	29.1%
% of Households - Married w/ Kids	21.8%
% of Households - Single Parent	7.3%
% of Households by Household Size	

Household Size	% of Households
1 person	40.0%
2 persons	34.0%
3 persons	12.0%
4 persons	11.0%
5 or more persons	4.0%



Visible Minorities & Language	
Population by Visible Minority	
Chinese	3.7%
South Asian	2.5%
Black	4.6%
Filipino	0.6%
Latin American	0.9%
Southeast Asian	1.2%
Arab	1.7%
West Asian	0.6%
Korean	0.3%
Japanese	0.4%
Visible minority, n.i.e.	0.2%
Multiple visible minorities	1.0%
Population by Mother Tongue	
Single Responses	97.6%
English	73.3%
French	9.8%
Non-Official languages	14.6%
Multiple responses	2.4%



# Ottawa, Kitchissippi Times



*Distribution Map*

Map

